

Unit-Linked Insurance Plans

Monthly Fund Update - April, 2009

In these policies, the investment risk in investment portfolio is borne by the Policy holder.

Unit-Linked Fund

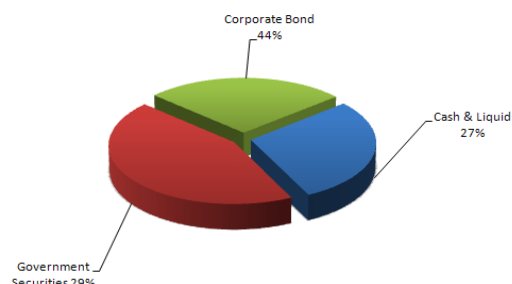
Protector

As on 30th April 2009

To earn regular income by investing in high quality fixed income securities

Asset Allocation Pattern	
Government and other Debt securities	35-100%
Equities	0%
Cash and Money Market	0-40%

Asset Mix	
-----------	--



Portfolio Return

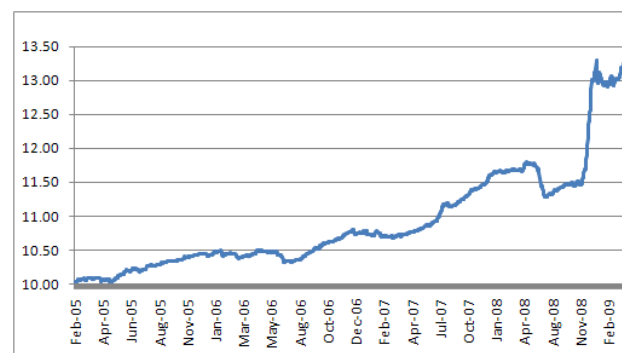
Returns	NAV	Benchmark
Last 1 month Return	1.7%	3.1%
Last 2 months Return	1.5%	2.6%
Latest Quarterly Return	2.2%	3.0%
Last 12 months Return	12.5%	10.1%
Last 2 Years (CAGR)	10.8%	9.0%
Last 3 Year (CAGR)	8.0%	7.2%
CAGR since inception	6.8%	6.3%

Past performance is not indicative of the future performance

Note: Benchmark has been calculated as per the target holdings of the fund i.e. 100% Debt

Security Type	Benchmark Index
Debt	CRISIL Composite Bond Fund Index

NAV Movement since inception



(Date of Inception:4-Feb-2005)

Preserver

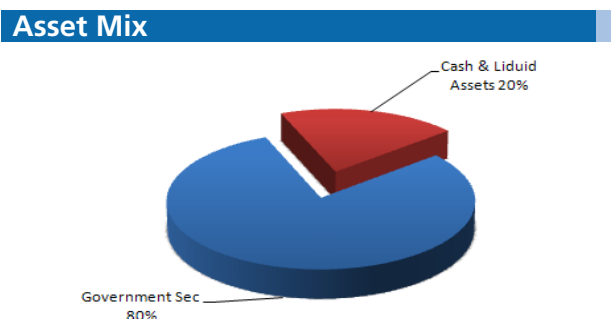
As on 30th April 2009

To generate income at a level consistent with preservation of capital, through investments in securities issued or guaranteed by central and state Governments.

Asset Allocation Pattern	
Government & Govt. Guaranteed Securities	80-100%
Equities*	0%
Cash and Money Market	0-40%

Asset Mix	
-----------	--

*The fund will invest a minimum of 80% in government & government guaranteed securities, & the balance in cash & money market instruments.



Portfolio Return

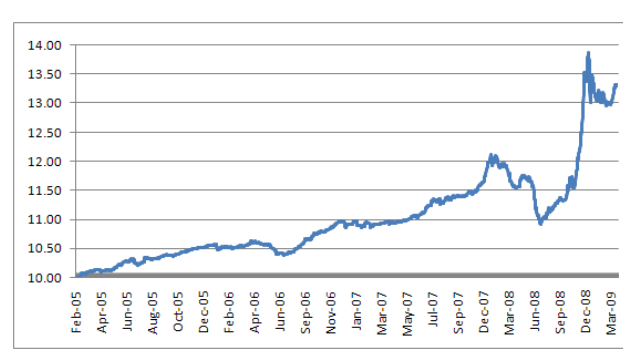
Returns	NAV	Benchmark
Last 1 month Return	2.6%	3.6%
Last 2 months Return	1.1%	1.8%
Latest Quarterly Return	1.6%	2.5%
Last 12 months Return	14.0%	14.5%
Last 2 Years (CAGR)	10.2%	11.6%
Last 3 Years (CAGR)	7.8%	8.9%
CAGR since inception	7.0%	7.7%

Past performance is not indicative of the future performance

Note: Benchmark has been calculated as per the target holdings of the fund i.e. 100% Debt (Government Securities)

Security Type	Benchmark Index
Debt (GOI)	ISEC Mi-BEX

NAV Movement since inception



(Date of Inception:10-Feb-2005)

Unit-Linked Fund

Moderator

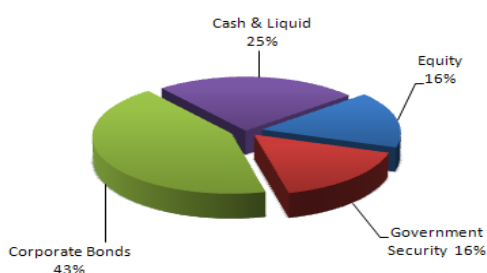
As on 30th April 2009

To generate regular income by investing in high quality fixed income securities and to generate capital appreciation by investing a limited portion in equity.

Asset Allocation Pattern

Government and other Debt securities	10-90%
Equities	10-30%
Cash and Money Market	0-40%

Asset Mix



Portfolio Return

Returns	NAV	Benchmark
Last 1 month Return	4.7%	5.8%
Last 2 months Return	5.3%	7.2%
Latest Quarterly Return	5.5%	6.6%

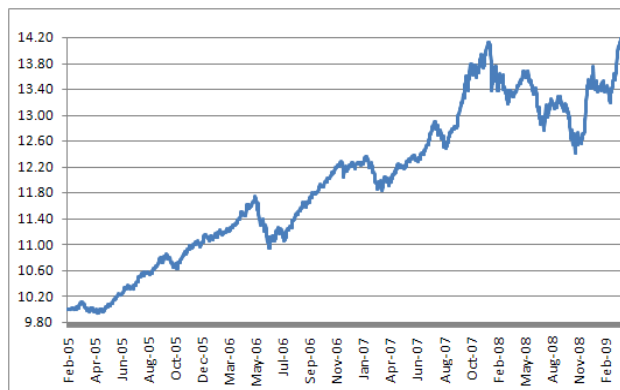
Last 12 months Return	4.1%	1.5%
Last 2 Years (CAGR)	7.9%	5.9%
Last 3 Years (CAGR)	6.9%	5.7%
CAGR since inception	8.6%	7.8%

Past performance is not indicative of the future performance

Note: Benchmark has been calculated as per the target holdings of the fund i.e. 20% Equity & 80% Debt Securities

Security Type	Benchmark Index
Equity	S&P CNX NIFTY
Debt	CRISIL Composite Bond Fund Index

NAV Movement since inception



(Date of Inception:08-Feb-2005)

Balancer

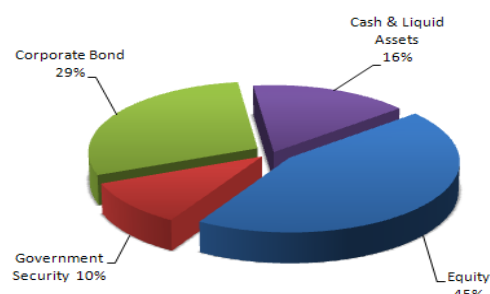
As on 30th April 2009

To generate capital appreciation and current income, through a judicious mix of investments in equities and fixed income securities.

Asset Allocation Pattern

Government and other Debt securities	10-65%
Equities	35-65%
Cash and Money Market	0-40%

Asset Mix



Portfolio Return

Returns	NAV	Benchmark
Last 1 month Return	7.7%	9.9%
Last 2 months Return	10.7%	14.2%
Latest Quarterly Return	9.7%	11.9%

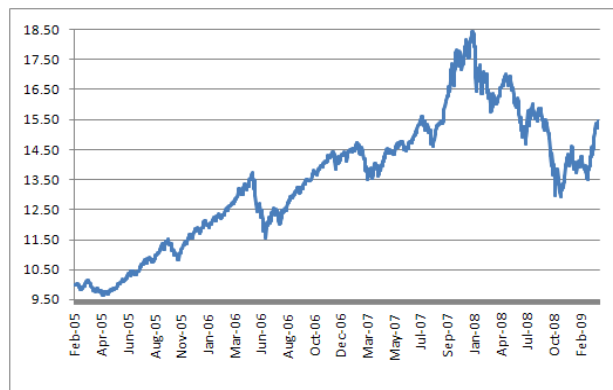
Last 12 months Return	-8.5%	-11.3%
Last 2 Years (CAGR)	3.6%	1.0%
Last 3 Years (CAGR)	5.2%	3.3%
CAGR since inception	10.9%	9.9%

Past performance is not indicative of the future performance

Note: Benchmark has been calculated as per the target holdings of the fund i.e. 50% Equity & 50% Debt Securities.

Security Type	Benchmark Index
Equity	S&P CNX NIFTY
DEBT	CRISIL Composite Bond Fund Index

NAV Movement since inception



(Date of Inception:08-Feb-2005)

Unit-Linked Fund

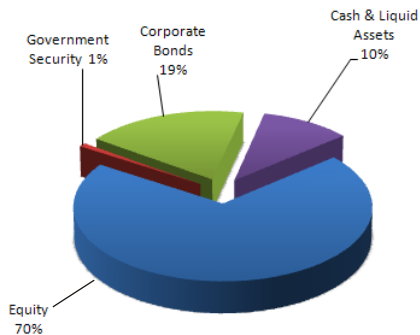
Accelerator

As on 30th April 2009

To achieve capital appreciation by investing predominantly in equities, with limited investment in fixed income securities.

Asset Allocation Pattern	
Government and other Debt securities	0-40%
Equities	60-95%
Cash and Money Market	0-40%

Asset Mix	
-----------	--



Portfolio Return

Returns	NAV	Benchmark
Last 1 month Return	11.3%	13.9%
Last 2 months Return	16.5%	21.1%
Latest Quarterly Return	14.2%	17.3%
Last 12 months Return	-21.0%	-24.2%
Last 2 Years (CAGR)	-2.2%	-4.2%
Last 3 Years (CAGR)	2.8%	0.9%
CAGR since inception	12.8%	11.9%

Past performance is not indicative of the future performance

Note: Benchmark has been calculated as per the target holdings of the fund i.e. 80% Equity & 20% Debt Securities.

Security Type	Benchmark Index
Equity	S&P CNX NIFTY
Debt	CRISIL Composite Bond Fund Index

NAV Movement since inception



(Date of Inception:07-Feb-2005)

Multiplier

As on 30th April 2009

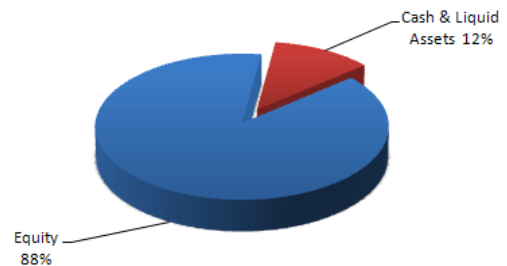
To generate long term capital appreciation by investing in diversified equities selected from S&P CNX Nifty Index.

Asset Allocation Pattern	
Government and other Debt securities	0%
Equities*	80-100%
Cash and Money Market	0-40%

Asset Mix	
-----------	--

*The fund will invest a minimum of 80% in equities, and the balance in cash and money market instruments.

Asset Mix



Portfolio Return

Returns	NAV	Benchmark
Last 1 month Return	13.0%	16.7%
Last 2 months Return	19.7%	25.7%
Latest Quarterly Return	16.0%	20.8%
Last 12 months Return	-29.2%	-32.8%
Last 2 Years (CAGR)	-6.4%	-7.8%
Last 3 Years (CAGR)	-0.5%	-0.8%
CAGR since inception	12.5%	13.2%

Past performance is not indicative of the future performance

Note: Benchmark has been calculated as per the target holdings of the fund i.e. 100% Equity Securities

Security Type	Benchmark Index
Equity	S&P CNX NIFTY

NAV Movement since inception



(Date of Inception:07-Feb-2005)

Unit-Linked Fund

Virtue

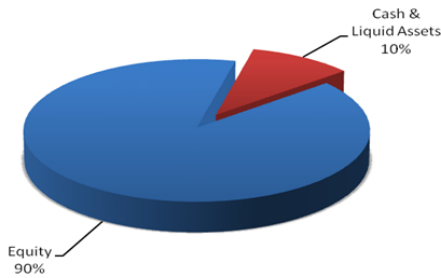
As on 30th April 2009

To generate long term capital appreciation by investing in diversified equities of companies promoting healthy life style and enhancing quality of life.

Asset Allocation Pattern

Government and other Debt securities	0%
Equities	60-100%
Cash and Money Market	0-40%

Asset Mix



Portfolio Return

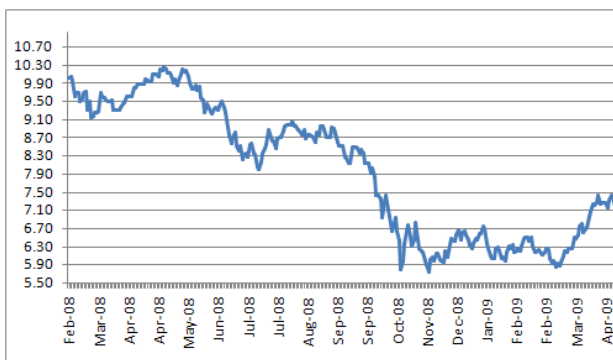
Returns	NAV
Last 1 month Return	12.3%
Last 2 months Return	19.2%
Latest Quarterly Return	17.2%

Last 12 months Return -27.1%

CAGR since inception -22.8%

Past performance is not indicative of the future performance

NAV Movement since inception



(Date of Inception:07-Feb-2005)

MetLife India Insurance Co. Ltd.

(Insurance Regulatory and Development Authority, Life Insurance Registration No. 117)
Registered Office: 'Brigade Seshamahal', 5 Vani Vilas Road, Basavanagudi, Bangalore 560004.
Tel: +91 80-2643 8638. Toll Free: 1-800-425-6969. www.metlife.co.in

MetLife India Insurance Co. Ltd. Insurance is the subject matter of solicitation. LD/2008-09/554.

• For more details on risk factors, terms and conditions please read Product sales brochure carefully before concluding a sale • Unit Linked Life Insurance products are different from the traditional insurance products and are subject to the risk factors • The premium paid in Unit Linked Life Insurance policies are subject to investment risks associated with capital markets and the NAVs of the units may go up or down based on the performance of fund and factors influencing the capital market and the insured is responsible for his/her decisions • The name of Insurance Company and the name of the unit linked life insurance contract does not in any way indicate the quality of the contract, its future prospects or returns. Please know the associated risks and the applicable charges, from your Insurance agent or the Intermediary or the Policy document • The various funds offered are the names of the funds and do not in any way indicate the quality of these plans, their future prospects and returns. The Unit Linked funds don't offer a guaranteed or assured return.