

Unit-Linked Insurance Plans

Monthly Fund Update - January, 2010

IN THESE POLICIES, THE INVESTMENT RISK IN INVESTMENT PORTFOLIO IS BORNE BY THE POLICY HOLDER.

Unit-Linked Funds

Protector

As on 31st January 2010

Investment Objective: To earn regular income by investing in high quality fixed income securities.

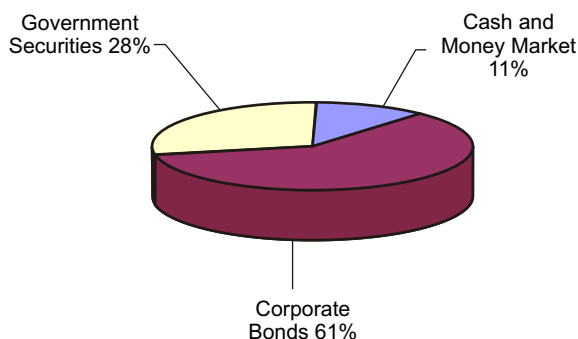
Asset Classes

Government & other debt securities

Cash & Money Market

Investment Philosophy

The fund will target 100% investments in Government & other debt securities to meet the stated objectives.



Portfolio Return

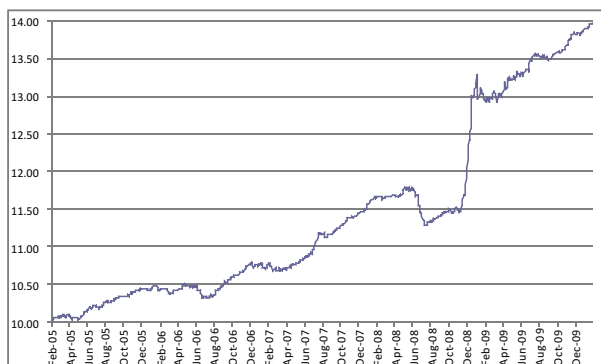
Returns	NAV	Benchmark
Last 1 month Return	0.76%	0.59%
Last 2 months Return	0.93%	0.52%
Latest Quarterly Returns	2.37%	1.77%
Last 12 months Return	7.95%	4.72%
Last 2 year (CAGR)	9.53%	5.99%
Last 3 year (CAGR)	9.09%	6.59%
CAGR since inception	6.93%	5.66%

Past performance is not indicative of the future performance

Note: Benchmark has been calculated as per the target holdings of the fund i.e. 100% Debt Securities

Security Type	Benchmark Index
Debt	CRISIL Composite Bond Fund Index

NAV Movement Since Inception



Preserver

As on 31st January 2010

Investment Objective: To generate income at a level consistent with preservation of capital, through investments in securities issued or guaranteed by Central and State Governments.

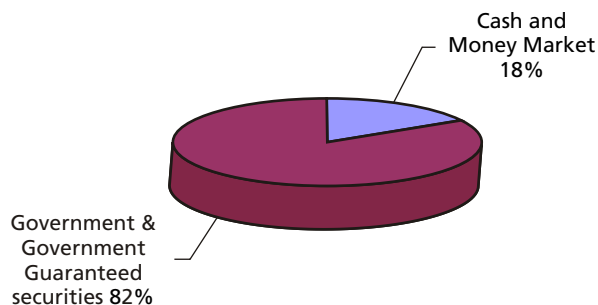
Asset Classes

Government & Government Guaranteed securities

Cash & Money Market

Investment Philosophy

The fund will target 100% investments in Government & Government Guaranteed Securities to meet the stated objectives.



Portfolio Return

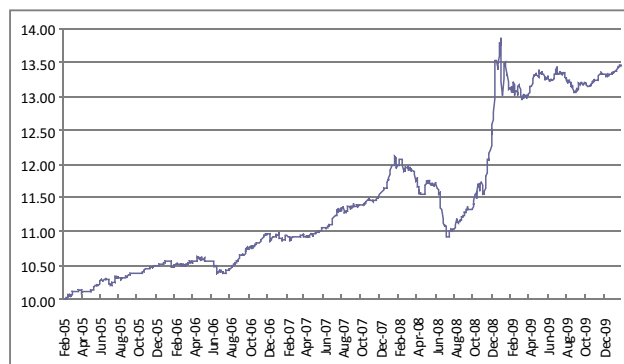
Returns	NAV	Benchmark
Last 1 month Return	0.75%	0.80%
Last 2 months Return	0.84%	0.52%
Latest Quarterly Returns	1.87%	2.20%
Last 12 months Return	2.59%	3.16%
Last 2 year (CAGR)	5.94%	7.14%
Last 3 year (CAGR)	7.16%	8.07%
CAGR since inception	6.14%	6.66%

Past performance is not indicative of the future performance

Note: Benchmark has been calculated as per the target holdings of the fund i.e. 100% Debt Securities

Security Type	Benchmark Index
Debt (GOI)	ISEC Mi-BEX

NAV Movement Since Inception



(Date of inception: 04-Feb-2005)

(Date of inception: 10-Feb-2005)

Unit-Linked Funds

Moderator

As on 31st January 2010

Investment Objective: To earn regular income by investing in high quality fixed income securities and to generate capital appreciation by investing a limited portion in equity.

Asset Classes

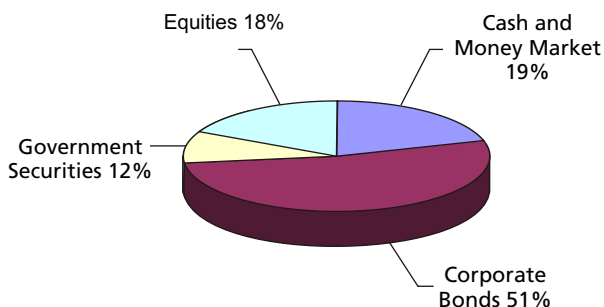
Government & other debt securities

Equities

Cash & Money Market

Investment Philosophy

The fund will target 20% investments in Equities and 80% investments in Government & other debt securities to meet the stated objectives.



Portfolio Return

Returns	NAV	Benchmark
Last 1 month Return	-0.56%	-0.76%
Last 2 months Return	0.01%	-0.18%
Latest Quarterly Returns	2.15%	2.14%
Last 12 months Return	16.75%	17.74%
Last 2 year (CAGR)	7.67%	4.35%
Last 3 year (CAGR)	8.55%	6.50%
CAGR since inception	9.46%	8.85%

Past performance is not indicative of the future performance

Note: Benchmark has been calculated as per the target holdings of the fund i.e. 20% Equity & 80% Debt Securities

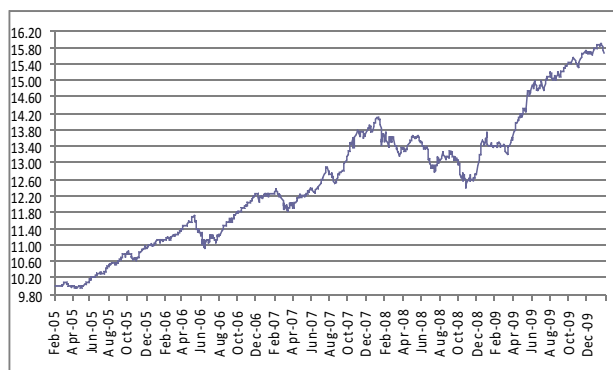
Security Type

Equity
Debt

Benchmark Index

S&P CNX NIFTY
CRISIL Composite Bond
Fund Index

NAV Movement Since Inception



(Date of inception: 08-Feb-2005)

Balancer

As on 31st January 2010

Investment Objective: To generate capital appreciation and current income, through a judicious mix of investments in equities and fixed income securities.

Asset Classes

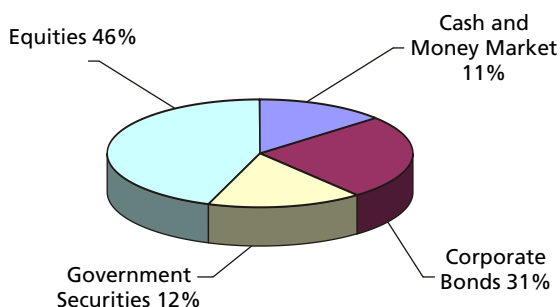
Government & other debt securities

Equities

Cash & Money Market

Investment Philosophy

The fund will target 50% investments in Equities and 50% investments in Government & other debt securities to meet the stated objectives.



Portfolio Return

Returns	NAV	Benchmark
Last 1 month Return	-2.63%	-2.77%
Last 2 months Return	-1.20%	-1.24%
Latest Quarterly Returns	2.16%	2.69%
Last 12 months Return	30.55%	37.27%
Last 2 year (CAGR)	4.67%	1.83%
Last 3 year (CAGR)	8.37%	6.37%
CAGR since inception	13.03%	13.08%

Past performance is not indicative of the future performance

Note: Benchmark has been calculated as per the target holdings of the fund i.e. 50% Equity & 50% Debt Securities.

Security Type

Equity
Debt

Benchmark Index

S&P CNX NIFTY
CRISIL Composite Bond
Fund Index

NAV Movement Since Inception



(Date of inception: 08-Feb-2005)

Unit-Linked Funds

Accelerator

As on 31st January 2010

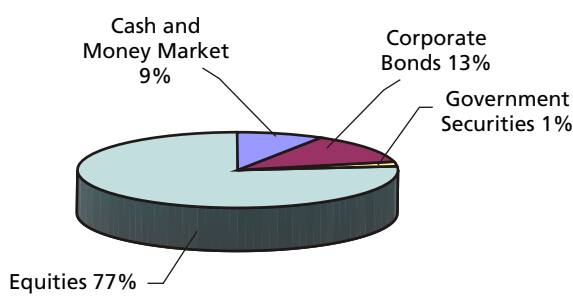
Investment Objective: To achieve capital appreciation by investing predominantly in equities, with limited investment in fixed income securities.

Asset Classes

Government & other debt securities
Equities
Cash & Money Market

Investment Philosophy

The fund will target 80% investments in Equities and 20% investments in Government & other debt securities to meet the stated objectives.



Portfolio Return

Returns	NAV	Benchmark
Last 1 month Return	-4.82%	-4.79%
Last 2 months Return	-2.32%	-2.29%
Latest Quarterly Returns	2.42%	3.25%
Last 12 months Return	47.12%	56.80%
Last 2 year (CAGR)	0.87%	-0.75%
Last 3 year (CAGR)	7.06%	6.23%
CAGR since inception	16.58%	16.75%

Past performance is not indicative of the future performance

Note: Benchmark has been calculated as per the target holdings of the fund i.e. 80% Equity & 20% Debt Securities.

Security Type	Benchmark Index
Equity	S&P CNX NIFTY
Debt	CRISIL Composite Bond Fund Index

NAV Movement Since Inception



(Date of inception: 07-Feb-2005)

Multiplier

As on 31st January 2010

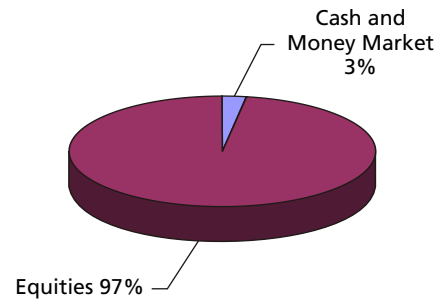
Investment Objective: To generate long term capital appreciation by investing in diversified equities selected from S&P CNX Nifty Index.

Asset Classes

Equities
Cash & Money Market

Investment Philosophy

The fund will target 100% investments in Equities to meet the stated objectives.



Portfolio Return

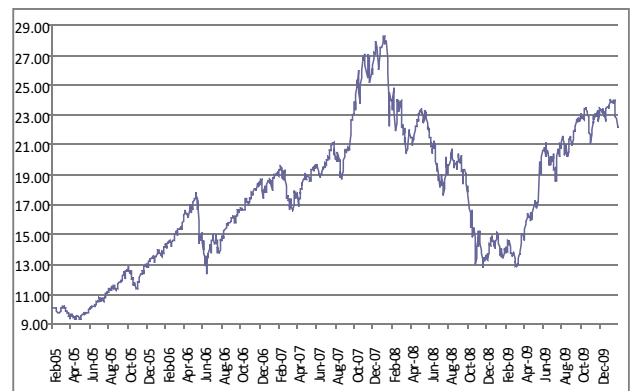
Returns	NAV	Benchmark
Last 1 month Return	-6.09%	-6.13%
Last 2 months Return	-3.36%	-2.99%
Latest Quarterly Returns	2.38%	3.62%
Last 12 months Return	56.89%	69.82%
Last 2 year (CAGR)	-2.36%	-2.51%
Last 3 year (CAGR)	5.57%	6.14%
CAGR since inception	17.36%	18.96%

Past performance is not indicative of the future performance

Note: Benchmark has been calculated as per the target holdings of the fund i.e. 100% Equity Securities

Security Type	Benchmark Index
Equity	S&P CNX NIFTY

NAV Movement Since Inception



(Date of inception: 07-Feb-2005)

Unit-Linked Funds

Virtue

As on 31st January 2010

Investment Objective: To generate long term capital appreciation by investing in diversified equities of companies promoting healthy lifestyle and enhancing quality of life.

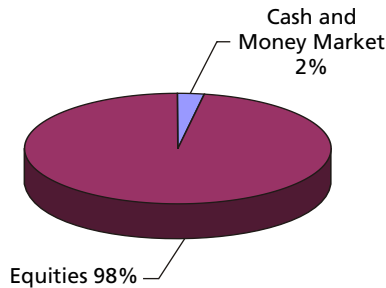
Asset Classes

Equities

Cash & Money Market

Investment Philosophy

The fund will target 100% investments in Equities to meet the stated objectives.

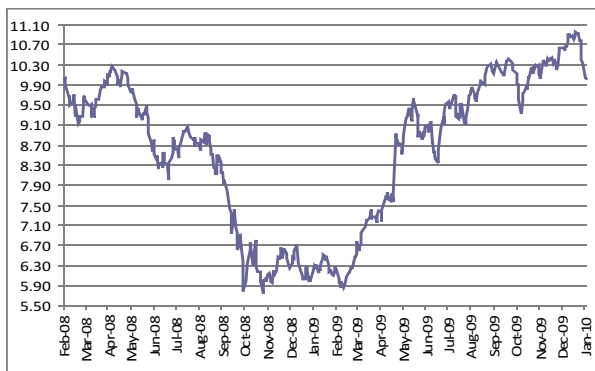


Portfolio Return

Returns	NAV
Last 1 month Return	-6.28%
Last 2 months Return	-2.10%
Latest Quarterly Returns	3.98%
Last 12 months Return	58.25%
CAGR since inception	-0.11%

Past performance is not indicative of the future performance

NAV Movement Since Inception



(Date of inception: 27-Feb-2008)

MetLife India Insurance Co. Ltd.

(Insurance Regulatory and Development Authority, Life Insurance Registration No. 117)
Registered Office: 'Brigade Seshamahal', 5 Vani Vilas Road, Basavanagudi, Bangalore 560004.
Tel: +91 80-2643 8638. Toll Free: 1-800-425-6969. www.metlife.co.in

MetLife India Insurance Co. Ltd. Insurance is the subject matter of solicitation. LD/2009-10/EC647/1004.

• For more details on risk factors, terms and conditions please read Product sales brochure carefully before concluding a sale • Unit Linked Life Insurance products are different from the traditional insurance products and are subject to the risk factors • The premium paid in Unit Linked Life Insurance policies are subject to investment risks associated with capital markets and the NAVs of the units may go up or down based on the performance of fund and factors influencing the capital market and the insured is responsible for his/her decisions • The name of Insurance Company and the name of the unit linked life insurance contract does not in any way indicate the quality of the contract, its future prospects or returns. Please know the associated risks and the applicable charges, from your Insurance agent or the Intermediary or the Policy document • The various funds offered are the names of the funds and do not in any way indicate the quality of these plans, their future prospects and returns. The Unit Linked funds don't offer a guaranteed or assured return.