



# Met Invest

## Gratuity Fund

### Monthly Fund Performance

June 2018 Edition



### Month gone by - A snapshot

*Global equity markets remained under pressure in June amid trade concerns, geo-political worries and rising crude oil prices. While developed market index remained broadly flat, emerging market (EM) index fell sharply by 5%. Indian equity markets outperformed the broader EM pack with Nifty ending flat in June even as mid-caps continue to decline. Domestic bond yields firmed further amid a unanimous 25bps rate hike, surging crude oil prices and depreciating INR.*

### World Bank expects global growth to peak in 2018

The World Bank expects global economic growth to remain robust at 3.1% in 2018 before slowing gradually over the next two years. This is largely on account of gradual removal of monetary stimulus by global central banks and escalating trade concerns. India's economic growth is expected to improve to 7.3% in FY19 and 7.5% in FY20 largely driven by robust private consumption. The key downside risks to global growth include financial market volatility, policy uncertainty, rising trade protectionist sentiments and geo-political risks.

### RBI hikes policy rate by 25bps

The RBI's Monetary Policy Committee (MPC) unanimously decided to hike the policy rate by 25bps - the first hike since January 2014. This was largely led by recent surge in core inflation (inflation excluding food and fuel) with risks tilted to the upside, even as economic growth recovery remains on track. However, the MPC reiterated its "neutral" stance amid global and domestic uncertainty and remains committed to achieving medium-term inflation target of 4% on a durable basis.

### Monsoon expected to improve in July

According to India Meteorological Department (IMD), cumulative rainfall in the country in June was at 5% deficit. However, the IMD expects monsoon to revive in July, retaining their estimate of "normal" rainfall at 97% of long-period average (LPA) for the 2018 monsoon season (June-September).

### Fixed income market performance

**Fixed income market remains weak:** Fixed income markets remained weak in June, largely led by 1) surge in crude oil prices following a lower-than-expected increase in oil output in the wake of Iran sanctions and disruptions in a few other oil producing countries, 2) a unanimous 25bps rate hike by RBI, 3) weak INR (-7% YTD) and 4) worries around inflation and fiscal deficit. The foreign institutional investors (FIIs) have remained net sellers for five consecutive months, with net outflows at US\$ 1.6bn in June. The 10-year g-sec yield ended 8bps higher at 7.9% and is up 80bps from April-low level.

**Bond yields expected to remain firm:** Increasing macro-economic headwinds have strengthened expectations of more rate hikes even as RBI has maintained a "neutral" stance. This, along with demand-supply mismatch, is likely to keep bond yields firm in the near-term. The key factors that are likely to impact fixed income markets include 1) decision on MSP (Minimum Support Price) hikes, 3) movement in crude oil prices, 3) trend of GST collections, 4) inflation trajectory and 5) monetary policy actions by global central banks, particularly US Fed.

### Equity market performance

**Equity market continues to consolidate:** Equity markets remained in the consolidation mode. The weakness was largely on account of 1) rising macro-economic concerns amid surging crude oil prices, 2) hardening bond yields, and 3) global trade concerns. The FIIs remained net sellers for third consecutive month, while domestic flows remained fairly robust. While Nifty index ended broadly flat in June (+2% YTD), Mid-cap index declined by 4% (-13% YTD).

**Equity market to remain weak in near-term; medium-term outlook positive:** Rising domestic macro-economic headwinds and political uncertainty are likely to keep equity markets under pressure in the near-term. On the global front, evolving geo-political environment and monetary policy actions by global central banks remain crucial for equity markets. In the medium-term, improving economic growth outlook and continued revival in corporate earnings bode well for equity markets.

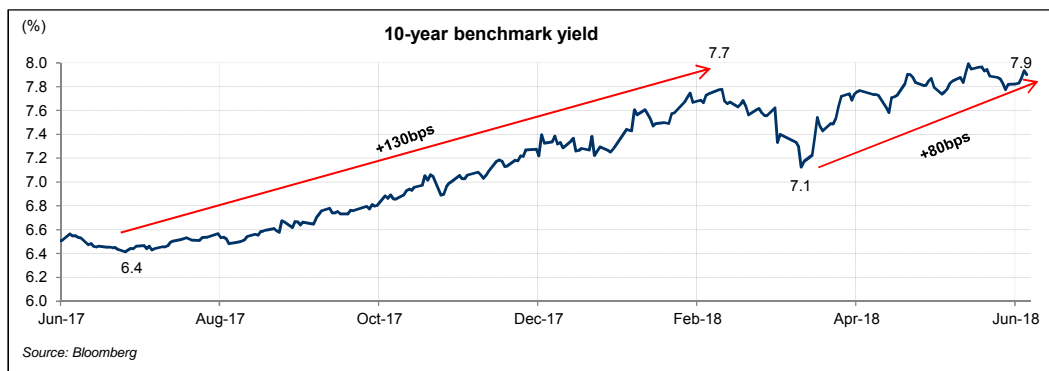
Sanjay Kumar

Chief Investment Officer

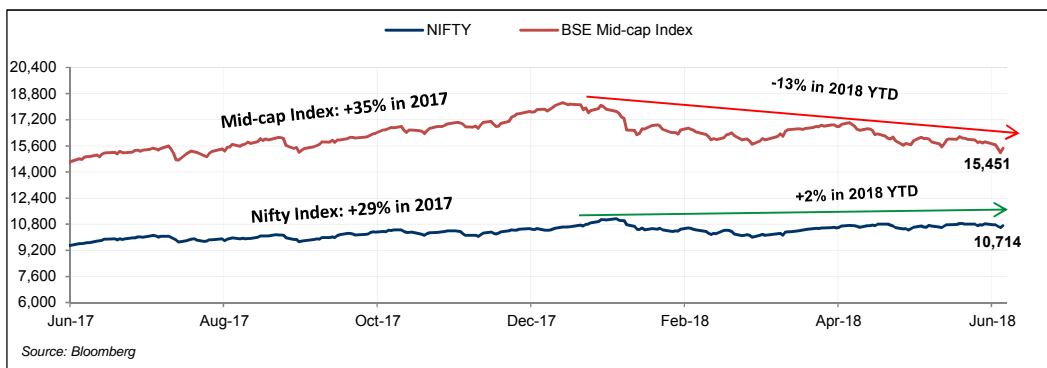
Indicators	June 2017	Mar 2018	June 2018	QoQ Change	YoY Change
<b>Economic indicators</b>					
Consumer Price Index (CPI) Inflation (%)	2.2	4.4	4.9	0.5	2.7
Gross Domestic product (GDP Growth) %	6.1	7.0	7.7	0.7	1.6
Index of Industrial Production (IIP) (%)	3.2	7.5	4.9	-2.6	1.7
Brent crude oil (USD/barrel)	48	70	79	13%	66%
<b>Domestic Markets</b>					
Nifty Index	9,521	10,114	10,714	6%	13%
BSE Mid-cap Index	14,644	15,963	15,451	-3%	6%
10-year G-Sec Yield (%)	6.5	7.4	7.9	50 bps	140 bps
30-year G-Sec Yield (%)	7.1	7.6	8.1	50 bps	100 bps
10-year AAA PSU Corporate Bond Yield (%)	7.5	8.1	8.6	50 bps	110 bps
Exchange rate (USD/INR) *	64.6	65.2	68.5	-5%	-6%
<b>Global Markets</b>					
Dow Jones (U.S.)	21,350	24,103	24,271	1%	14%
FTSE (U.K.)	7,313	7,057	7,637	8%	4%
Shanghai Stock Exchange Composite Index (China)	3,192	3,169	2,847	-10%	-11%
Nikkei 225 (Japan)	20,033	21,159	22,305	5%	11%

Source: Central Statistics Organisation (CSO), RBI, Bloomberg. \*Negative growth number signals depreciation while positive growth number signals appreciation.

## 10-year government bond yield trend



## Equity Market performance





IN THIS POLICY, THE INVESTMENT RISK IN INVESTMENT PORTFOLIO IS BORNE BY THE POLICYHOLDER.



A Unit Linked, Non-Participating Life Insurance Plan



## Secure your goals for life.

Presenting **PNB MetLife Whole Life Wealth Plan** - A Whole of Life Unit Linked Insurance Plan that gives you the option to ensure wealth creation doesn't take a back seat, even during critical illness.



**Whole life cover**  
till age 99



**Uninterrupted savings**  
for your goals through  
'Care Benefit'



**Personalised wealth plan**  
with your choice of  
portfolio strategies



**Get rewarded**  
with fund boosters<sup>1</sup>

<sup>1</sup>Fund boosters are defined as a percentage of Average Daily Fund Values for each Fund during that same Policy Year at the end of 10th and 15th policy years, provided your policy is in force and all due instalment premiums till date have been paid.



**PNB MetLife India Insurance Company Limited**, Registered office address: Unit No. 701, 702 & 703, 7th Floor, West Wing, Raheja Towers, 26/27 M G Road, Bangalore -560001, Karnataka. IRDAI Registration number 117. CIN U66010KA2001PLC028883. PNB MetLife Whole Life Wealth Plan (UIN 117L118V01) is a Unit Linked, Non-Participating Life Insurance Plan. **The linked insurance products do not offer any liquidity during first five years of the contract. The policyholder will not be able to surrender/withdraw the monies invested in linked insurance products completely or partially till the end of fifth year.** Unit Linked Life Insurance products are different from the traditional insurance products and are subject to the risk factors. The premium paid in Unit Linked Life Insurance policies are subject to investment risks associated with capital markets and the NAVs of the units may go up or down based on the performance of fund and factors influencing the capital market and the insured is responsible for his/her decisions. PNB MetLife is only the name of the Insurance Company and PNB MetLife Whole Life Wealth Plan is only the name of the unit linked life insurance contract and does not in any way indicate the quality of the contract, its future prospects or returns. Please know the associated risks and the applicable charges, from your Insurance agent or the Intermediary or policy document of the insurer. Benefit option chosen at inception cannot be altered during term. For more details on risk factors, terms and conditions, please read the sales brochure carefully before concluding the sale. Please consult your advisor for more details. Tax benefits are as per the Income Tax Act, 1961, & are subject to amendments made thereto from time to time. Please consult your tax consultant for more details. Goods and Services Tax (GST) shall be levied as per prevailing tax laws which are subject to change from time to time. The marks "PNB" and "MetLife" are registered trademarks of Punjab National Bank and Metropolitan Life Insurance Company, respectively. PNB MetLife India Insurance Company Limited is a licensed user of these marks. Call us Toll-free at 1-800-425-6969. Phone: 080-66006969, Website: [www.pnbmetlifec.com](http://www.pnbmetlifec.com), Email: [indiasservice@pnbmetlifec.com](mailto:indiasservice@pnbmetlifec.com) or Write to us: 1st Floor, Techniplex -1, Techniplex Complex, Off Veer Savarkar Flyover, Goregaon (West), Mumbai - 400062, Maharashtra. Phone: +91-22-41790000, Fax: +91-22-41790203. LD/2017-18/436. EC398

**BEWARE OF SPURIOUS PHONE CALLS AND FICTITIOUS / FRAUDULENT OFFERS**

**IRDAI clarifies to the public that**

- IRDAI or its officials do not involve in activities like sale of any kind of insurance or financial products nor invest premiums.
- IRDAI does not announce any bonus.
- Public receiving such phone calls are requested to lodge a police complaint along with details of phone call number



## The time to consider Critical Illness Insurance is Now

As we celebrate world Cancer day in February, we would like to highlight insurance covers with options for critical illness. The best way to illustrate this is through an ex; Mayank Desai, a marketing executive, was diagnosed with cancer and had a long and painful recovery. While the insurance company took care of the hospital bills, Desai's family had to undergo financial stress to meet household expenses as he stayed home and recuperated.

Desai's case is by no means unique as an increasing number of people are falling prey to critical illness at younger age. At the same time, the cost of health care is rising and crippling Indian households. Keeping this scenario in mind, investing in a comprehensive health insurance plan to safeguard the interest of the family, has become imperative.

One needs to understand the structure and the benefits of different health insurance products before investing. Health insurance plans can be broadly classified in two categories, namely indemnity based and benefits based. Under an indemnity based plan the insured is paid the entire amount that he spends on medical treatment, provided it is equal to or less than the sum assured. Benefits based plans are mainly critical illness plans under which the insured can claim the entire sum assured for the treatment of a critical illness specified in the policy, irrespective of actual costs incurred.

Investing in mediclaim can prove extremely useful in case of minor ailments. However, they become futile in case the insured contracts a critical illness such as cancer which demands much larger expenses over a longer term. A critical illness plan can prove extremely beneficial in this case as the lump sum received by the insured can be used to get the illness treated by best professionals. Also the sum assured, if in excess of the medical treatment, can be used to take care of the household expenses during the time of the illness.

Investors can also go for an endowment based life insurance policy from an insurer with a Critical Illness (CI) rider as it will give them a comprehensive insurance cover. This is to say that the sum assured can be claimed by the insured in case he survives through the term or by his family in case he does not. In addition, with a CI rider to the policy, the medical expenses will also be covered in case a critical illness is contracted during the term, over and above the sum assured.

In addition to providing a cover for medical expenses, health insurance products also attract tax benefits. Investing in comprehensive health insurance therefore will not only provide investor the peace of mind but also the freedom to plan their finances to meet more fundamental financial goals.



MARKET OVERVIEW

FUND CATEGORY

Gratuity Balanced Fund

Gratuity Debt Fund

Gratuity Balanced

SFIN No: ULGF00205/06/04GRABALANCE117

**Investment Objective:** To generate capital appreciation and current income, through a judicious mix of investments in equities and fixed income securities.

**Investment Philosophy:** The fund will target 30% investments in Equities and 70% investments in Government & other debt securities to meet the stated objectives.

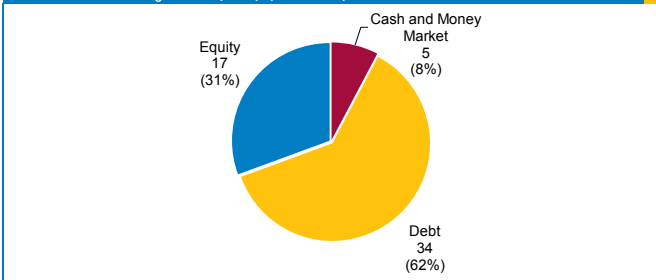
Portfolio Return As on June 30, 2018

Returns	Absolute Return		CAGR Return			
	Last 1 Month	Last 6 Months	Last 1 Year	Last 2 Years	Last 3 Years	Since Inception
Portfolio return	0.2%	0.8%	4.6%	8.0%	7.8%	8.9%
Benchmark*	0.1%	0.7%	4.7%	8.6%	7.9%	8.6%

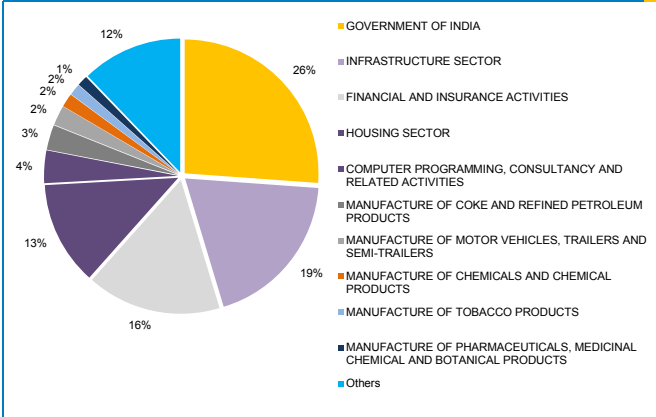
**Note:** Past returns are not indicative of future performance.

\* Benchmark return has been computed by applying benchmark weightages on Nifty 50 for Equity and CRISIL Composite Bond Fund Index for Debt

Asset Under Management (AUM) (Rs crores)

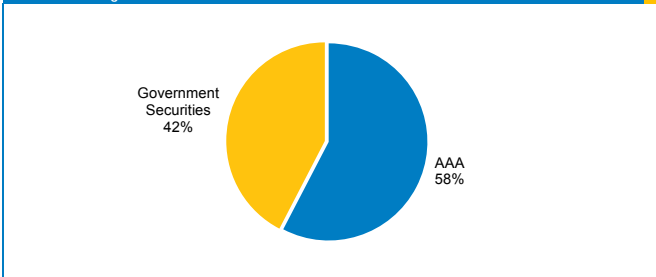


Sector Allocation (As per NIC Classification\*)

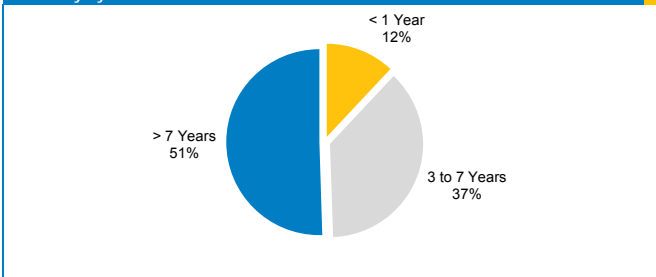


\*NIC Classification – Industrial sectors as defined under National Industrial Classification 2008

Credit Rating Profile



Maturity by Profile



Fund Details

<b>Fund Manager</b>	Funds managed by the Fund Manager	
Deb Bhattacharya	Equity - 3   Debt - 2	Balanced - 6
Himanshu Shethia	Equity - 0   Debt - 6	Balanced - 4
<b>AUM as on 30-06-2018</b>	<b>NAV as on 30-06-2018</b>	<b>Modified Duration (Debt and Money Market)</b>
Rs. 56 crore	Rs. 21.4635	4.4

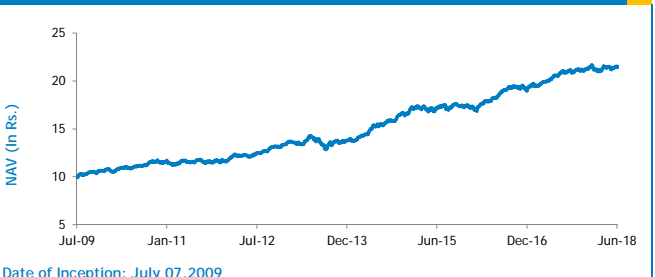
Asset Classes

Asset Classes	F&U	Actual
Government and other Debt Securities	25-95%	61.7%
Equities	5-35%	30.6%
Money Market and other liquid assets	0-40%	7.7%

Portfolio Components

Security	Rating	Net Assets
<b>GOVERNMENT SECURITIES</b>		
6.68% GOI 2031	Sovereign	10.4%
8.6% GOI 2028	Sovereign	7.0%
8.25% SDL 2026	Sovereign	5.3%
7.35% GOI 2024	Sovereign	1.7%
7.17% GOI 2028	Sovereign	1.7%
<b>TOTAL</b>		<b>26.1%</b>
<b>CORPORATE BONDS</b>		
INDIABULLS HOUSING FINANCE LTD	AAA	7.2%
RELIANCE GAS TRANSPORTATION INFRASTRUCTURE	AAA	6.4%
L&T INFRA DEBT FUND LTD	AAA	6.1%
DEWAN HOUSING FINANCE CORPN. LTD.	AAA	5.4%
POWER FINANCE CORPN. LTD.	AAA	5.1%
HDB FINANCIAL SERVICES LIMITED	AAA	3.6%
SUNDARAM FINANCE LTD	AAA	1.8%
<b>TOTAL</b>		<b>35.5%</b>
<b>TOP 10 EQUITY SECURITIES</b>		
H D F C BANK LTD.		3.8%
RELIANCE INDUSTRIES LTD.		2.8%
INFOSYS LTD.		2.2%
HOUSING DEVELOPMENT FINANCE CORPN. LTD.		1.9%
I T C LTD.		1.4%
KOTAK MAHINDRA BANK LTD.		1.2%
LARSEN & TOUBRO LTD.		1.2%
MARUTI SUZUKI INDIA LTD.		1.0%
HINDUSTAN UNILEVER LTD.		1.0%
INDUSTAN BANK LTD.		0.9%
Others		13.1%
<b>TOTAL</b>		<b>30.6%</b>
<b>CASH AND MONEY MARKET</b>		<b>7.7%</b>
<b>PORTFOLIO TOTAL</b>		<b>100.0%</b>

NAV Movement



Gratuity Debt

SFIN No: ULGF00105/06/04GRADEBTDFND117

**Investment Objective:** To earn regular income by investing in high quality fixed income securities.

**Investment Philosophy:** The fund would target 100% investments in Government & other debt securities to meet the stated objectives.

Fund Details

<b>Fund Manager</b>	Funds managed by the Fund Manager	
Himanshu Shethia	Equity - 0   Debt - 6   Balanced - 4	
<b>AUM as on 30-06-2018</b>	<b>NAV as on 30-06-2018</b>	<b>Modified Duration (Debt and Money Market)</b>
Rs. 95 crore	Rs. 18.1586	4.1

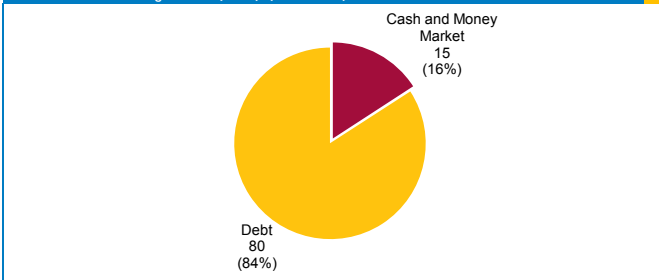
Portfolio Return As on June 30, 2018

Returns	Absolute Return		CAGR Return			
	Last 1 Month	Last 6 Months	Last 1 Year	Last 2 Years	Last 3 Years	Since Inception
Portfolio return	0.2%	-0.4%	0.5%	5.7%	7.0%	8.2%
Benchmark*	0.3%	0.2%	1.3%	6.3%	7.6%	8.0%

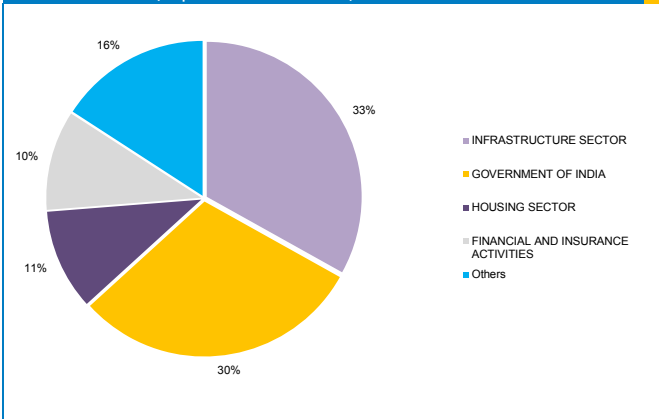
**Note:** Past returns are not indicative of future performance.

\* Benchmark return has been computed by applying benchmark weightages on CRISIL Composite Bond Fund Index

Asset Under Management (AUM) (Rs crores)

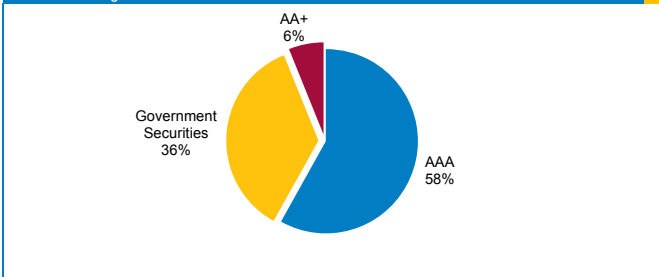


Sector Allocation (As per NIC Classification\*)

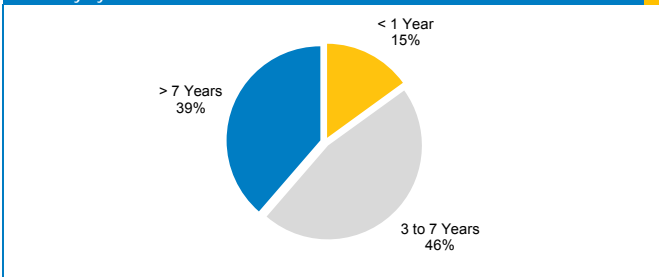


\*NIC Classification – Industrial sectors as defined under National Industrial Classification 2008

Credit Rating Profile



Maturity by Profile



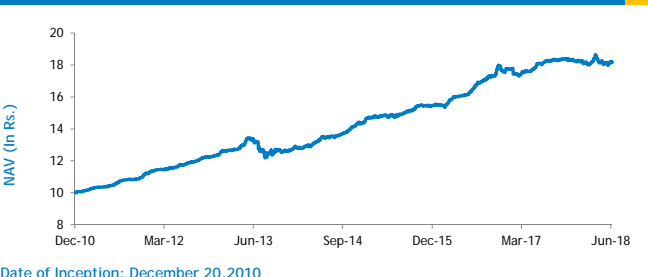
Asset Classes

Asset Classes	F&U	Actual
Government and other Debt Securities	60-100%	84.1%
Money Market and other liquid assets	0-40%	15.9%

Portfolio Components

Security	Rating	Net Assets
<b>GOVERNMENT SECURITIES</b>		
6.68% GOI 2031	Sovereign	11.0%
7.68% GOI 2023	Sovereign	6.8%
7.17% GOI 2028	Sovereign	6.5%
7.16% GOI 2023	Sovereign	4.1%
8.4% GOI 2024	Sovereign	1.6%
8.13% GOI 2021	Sovereign	0.1%
7.95% GOI 2032	Sovereign	0.0%
<b>TOTAL</b>		<b>30.1%</b>
<b>TOP 10 CORPORATE BONDS</b>		
POWER FINANCE CORPN. LTD.	AAA	9.3%
RELIANCE PORTS & TERMINALS LTD.	AAA	5.5%
INFRASTRUCTURE LEASING & FINANCIAL SERVICES	AAA	5.5%
L&T INFRA DEBT FUND LTD	AAA	5.3%
DEWAN HOUSING FINANCE CORPN. LTD.	AAA	5.3%
INDIABULLS HOUSING FINANCE LTD	AAA	5.2%
SHRIRAM TRANSPORT FINANCE CO. LTD.	AA+	5.1%
POWER GRID CORPN. OF INDIA LTD.	AAA	4.3%
RELIANCE GAS TRANSPORTATION INFRASTRUCTURE	AAA	3.2%
IDFC BANK LIMITED	AAA	3.1%
Others		2.1%
<b>TOTAL</b>		<b>54.0%</b>
<b>CASH AND MONEY MARKET</b>		<b>15.9%</b>
<b>PORTFOLIO TOTAL</b>		<b>100.0%</b>

NAV Movement





## Quantitative Indicators

- **Standard Deviation (SD)** - It shows how much the variation or dispersion of a fund's daily returns has from its average. Lesser SD indicates that the daily returns are moving closer to the average. A higher SD indicates that daily returns are widely spread over a large range of value.
- **Beta** - It indicates how the fund is performing relative to its benchmark. If beta of a fund is higher than its benchmark, which is considered 1, it indicates risk-return trade-off is better and vice-versa.
- **Sharpe Ratio** - It measures the risk-reward ratio as it indicates whether higher returns come with higher or lower risk. Greater the ratio, better is the risk-adjusted performance.
- **Average Maturity** - It is the weighted average period of all the maturities of debt securities in the portfolio.
- **Modified Duration (MD)** - It is the measurable change in the value of a security in response to a change in interest rates.
- **Bond yield** - Bond yield is the amount of return an investor realizes on a bond. Several types of bond yields exist, including nominal yield (interest paid divided by the face value of the bond) and current yield (annual earnings of the bond divided by its current market price). Yield to maturity (YTM), a popular measure where in addition to coupon return it also additionally incorporates price decline/increase to face value of the bond over the maturity period.

## Macroeconomic Indicators

- **Macroeconomics** - Macroeconomics is the branch of economics that studies the behavior and performance of an economy as a whole. It focuses on the aggregate changes in the economy such as unemployment, growth rate, gross domestic product and inflation. Macroeconomics analyzes all aggregate indicators that influence the economy. Government and corporations use macroeconomic models to help in formulating of economic policies and strategies.
- **Gross Domestic Product (GDP)** - GDP is one of the primary indicators used to gauge the health of a country's economy. It represents the total value of all goods and services produced over a specific time period. It can be stated in real terms or nominal terms (which includes inflation).
- **Gross value added (GVA)** - GVA is a productivity metric that measures the contribution to an economy, producer, sector or region. Gross value added provides a value for the amount of goods and services that have been produced, less the cost of all inputs and raw materials that are directly attributable to that production.
- **Index of Industrial Production (IIP)** - The index represents the production growth of various sectors in India. The index focuses on mining, electricity and manufacturing. The ongoing base year for calculation of index is 2004-2005.
- **HSBC Purchasers Managers' Index (PMI)** - Three types of indices - Manufacturing, Services and Composite Index are published on a monthly basis after surveys of private sector companies. An index reading above 50 indicates an overall increase in that variable, while below 50 shows an overall decrease.
- **Inflation** - Inflation measures the change in the prices of a basket of goods and services in a year. From a calculation standpoint, it is the percentage change in the value of the Wholesale Price Index (WPI) / Consumer Price Index (CPI) on a year-on-year basis. It occurs due to an imbalance between demand and supply, changes in production and distribution cost or increase in taxes on products. When economy experiences inflation, i.e. when the price level of goods and services rises, the value of currency reduces.

## Macroeconomic Indicators

---

- **Nominal interest rate** - Nominal interest rate is the interest rate that does not take inflation impact into account. It is the interest rate that is quoted on bonds and loans.
- **Real interest rate** - Real interest rate adjusts for the inflation and gives the real rate of a bond or a loan.
- **Monetary Policy** - Monetary policy is the macroeconomic policy laid down by the Central bank. It involves management of money supply and interest rates to achieve macroeconomic objectives like inflation, consumption, growth and liquidity. Depending on growth-inflation dynamics, the central bank can either pursue an easy or a tight monetary policy. An expansionary/easy/ accommodative monetary policy involves expansion of money supply, mainly by keeping interest rates low, to boost economic growth. A contractionary/tight monetary policy involves reduction in money supply to control inflation in the economy.
- **Liquidity** - The Central bank of a country has to maintain an appropriate level of liquidity to help meet the credit demand of the country as well as maintain price stability. This is done by way of direct monetary policy tools such as policy rates and cash reserves to be maintained with it by banks. It is also done by indirect means such as Open market Operations (OMO) which involve sale and purchase of Government securities.
- **Fiscal Deficit** - This takes place when India's expenditure rises than its revenue. To fill this gap, the Government raises debt by issuing Government/ sovereign bonds. Fiscal deficit is usually compared with GDP to understand the financial position of the country. Rising fiscal deficit to GDP ratio is not good for the country, which requires immediate attention to cut expenditure and/or increase the source of revenue.
- **Current Account Deficit (CAD)** - Current account deficit is a measurement of a country's trade where the value of imports of goods and services as well as net investment income or transfer from abroad is greater than the value of exports of goods and services for a country. This indicates that the country is a net debtor of foreign currency, which increases the pressure on the country's existing foreign currency reserves. Current account surplus is the opposite of this.
- **Investment** - In private investment, the funds come from a private, for-profit business. A few examples of private investment are a private company's manufacturing plant, a commercial office building, or a shopping mall. In public investment, the money exchanged comes from a governmental entity such as a city, state, country, etc. It would involve roads, airports, dams and other public infrastructure.

## Market Indices

---

- **Nifty 50 Index** - It is a well diversified 50 stock index accounting for 22 sectors of the economy. It is used for a variety of purposes such as benchmarking fund portfolios, index based derivatives and index funds.
- **CRISIL Composite Bond Fund Index** - It seeks to track the performance of a debt portfolio that includes government securities and AAA/AA rated corporate bonds.

## Fixed Income Indicators

---

- **Repo Rate** - The rate at which the RBI lends money to commercial banks is called repo rate. It is an instrument of monetary policy. Whenever shortage of funds banks has, they can borrow from the RBI.
- **Cash Reserve Ratio (CRR)** - CRR is the amount of funds which the banks need to keep with the RBI. If the RBI decides to increase the CRR, the available amount with the banks comes down. The RBI uses the CRR to drain out excessive money from the system.

## Fixed Income Indicators

- **Marginal Standing Facility (MSF)** - It is a rate at which the RBI provides overnight lending to commercial banks over and above the repo window (repo rate). The interest rate charged is higher than the repo rate and hence it is used when there is considerable shortfall in liquidity.
- **Statutory Liquidity ratio (SLR)** - In India, commercial banks are required to maintain a certain percentage of their total deposits (net demand and time liabilities) in notified Government securities to ensure safety and liquidity of deposits. This percentage is known as the SLR rate. If the RBI or Central Bank reduces the SLR rate, it means that higher liquidity will be available to banks for their lending activity and vice-versa.

## Others

- **Goods and Services Tax (GST)** - The GST is one of the biggest indirect tax reforms, with an aim to make India one unified common market. It is a single tax on the supply of goods and services, right from the manufacturer to the consumer. Credits of input taxes paid at each stage will be available in the subsequent stage of value addition, which makes GST essentially a tax only on value addition at each stage. The final consumer will thus bear only the GST charged by the last dealer in the supply chain, with set-off benefits at all the previous stages.
- **Foreign institutional investors (FIIs)** - FIIs are those institutional investors who invest in the assets belonging to a different country other than that where these organizations are based. These are the big companies such as investment banks, mutual funds etc, which invest considerable amount of money in Indian equity and fixed income markets, and consequently have a strong bearing on the respective market movement and currency.
- **Domestic institutional investors (DIIs)**- DIIs are those institutional investors who undertake investment in securities and other financial assets of the country they are based in. Institutional investment is defined to be the investment done by institutions or organizations such as banks, insurance companies, and mutual fund houses in the financial or real assets of a country.
- **Emerging market (EM) economy**- An emerging market economy describes a nation's economy that is progressing toward becoming more advanced, usually by means of rapid growth and industrialization. These countries experience an expanding role both in the world economy and on the political frontier.
- **Organization of the Petroleum Exporting Countries (OPEC)**- The OPEC was formed in 1960 to unify and coordinate members' petroleum policies. This was aimed at ensuring the stability of oil markets in order to secure an efficient, economic, and regular supply of petroleum to customers as well as a steady income to producers with a fair return. Members of OPEC include Iran, Iraq, Syria, Kuwait, Saudi Arabia, Bahrain, Qatar, the United Arab Emirates (or UAE), Oman, and Yemen. The OPEC countries produce 40% of the world's crude oil.
- **Federal Open Market Committee (FOMC)**- The FOMC is the monetary policymaking body of the Federal Reserve System. The FOMC is composed of 12 members - seven members of the Board of Governors and five of the 12 Reserve Bank presidents.
- **International Monetary Fund (IMF)**- The IMF, formed in 1945, is an international organization of 189 countries, headquartered in Washington, D.C. The key objectives include fostering global monetary cooperation, securing financial stability, facilitating international trade, promoting high employment and sustainable economic growth, and reducing poverty around the world.

## About Us



PNB MetLife India Insurance Company Limited (PNB MetLife) is one of the fastest growing life insurance companies in the country, having as its shareholders, MetLife International Holdings LLC. (MIHL), Punjab National Bank Limited (PNB), Jammu & Kashmir Bank Limited (JKB), M. Pallonji and Company Private Limited and other private investors, with MIHL and PNB being the majority shareholders. PNB MetLife has been present in India since 2001.

PNB MetLife brings together the financial strength of a leading global life insurance provider, MetLife, Inc., and the credibility and reliability of PNB, one of India's oldest and leading nationalised banks. The vast distribution reach of PNB together with the global insurance expertise and product range of MetLife makes PNB MetLife a strong and trusted insurance provider.

PNB MetLife is present in over 110 locations across the country and serves customers in more than 8,000 locations through its bank partnerships with PNB, JKB and Karnataka Bank Limited.

PNB MetLife provides a wide range of protection and retirement products through its Agency sales of over 6,000 financial advisors and multiple bank partners, and provides access to Employee Benefit plans for over 1,200 corporate clients in India. The company continues to be consistently profitable and has declared profits for last five Financial Years.

For more information, visit [www.pnbmetlife.com](http://www.pnbmetlife.com)

## Contact Us

Customer Helpline No.	1800-425-6969 (Toll Free) (Within India only)
	IVR available 24*7 with your policy details
Email	<a href="mailto:indiaservice@pnbmetlife.co.in">indiaservice@pnbmetlife.co.in</a>

SMS **HELP** to **5607071**  
(Special SMS Charges Apply)

**PNB MetLife India Insurance Co. Ltd.**  
**(Insurance Regulatory and Development Authority of India**  
**(IRDAI of India), Life Insurance Registration No.117)**  
**Registered Office: Unit No. 701, 702 & 703,**  
**7th Floor, West Wing, Raheja Towers,**  
**26/27 M G Road, Bangalore-560001.**  
**Toll Free: 1-800-425-6969**  
**www.pnbmetlife.com**

PNB MetLife India Insurance Company Limited, Registered office address: Unit No. 701, 702 & 703, 7th Floor, West Wing, Raheja Towers, 26/27 M G Road, Bangalore-560001, Karnataka. IRDAI Registration number 117. CI No: U66010KA2001PLC028883, Call us Toll-free at 1-800-425-6969, Website: www.pnbmetlife.com, Email: indiaservice@pnbmetlife.co.in. or write to us 1st Floor, Techniplex -1, Techniplex Complex, Off Veer Savarkar Flyover, Goregaon (West), Mumbai - 400062. Phone: +91-22-41790000, Fax: +91-22-41790203. LD/2018-19/079 EC079.

- For more details on risk factors, terms and conditions, please read product sales brochure carefully before concluding a sale
- Unit-Linked Life Insurance products are different from the traditional insurance products and are subject to the risk factors
- The premium paid in Unit-Linked Life Insurance Policies are subject to investment risks associated with capital markets and the NAVs of the Units may go up or down based on the performance of Fund and factors influencing the capital market and the insured is responsible for his/her decisions
- The name of the Insurance Company and the name of the Unit-Linked Life Insurance contract does not in any way indicate the quality of the contract, its future prospects or returns. Please know the associated risks and the applicable charges, from your Insurance agent or the Intermediary or the Policy Document
- The various Funds offered are the names of the Funds and do not in any way indicate the quality of these plans, their future prospects and returns. The Unit-Linked Funds don't offer a guaranteed or assured return
- The premium shall be adjusted on the due date even if it has been received in advance.

The fund update provided by PNB MetLife India Insurance Company Limited ("PNB MetLife") is for general informational purposes only. This information is not intended as investment advice, or as an endorsement, recommendation or sponsorship of any company, security, or fund. The opinions and analyses included in the information are based from sources believed to be reliable and written in good faith, but no representation or warranty, expressed or implied is made as to their accuracy, completeness or correctness. PNB MetLife cannot and do not assess or guarantee the suitability or profitability of any particular investment, or the potential value of any investment or informational source. You should seek the advice of a qualified securities professional before making any investment. The information contained herein does not suggest or imply and should not be construed, in any manner, a guarantee of future performance. Past performance does not guarantee future results.

"The products on Nifty 50 Index is not sponsored, endorsed, sold or promoted by India Index Services & Products Limited (IISL). IISL does not make and expressly disclaims any representation or warranty, express or implied (including warranties of merchantability or fitness for particular purpose or use) regarding the advisability of investing in the products linked to Nifty 50 Index or particularly in the ability of the Nifty 50 Index to track general stock market performance in India. Please read the full Disclaimers in relation to the Nifty 50 Index in the Offer Document / Prospectus / Information Statement".

Indices provided by CRISIL

CRISIL Indices are the sole property of CRISIL Limited (CRISIL). CRISIL Indices shall not be copied, retransmitted or redistributed in any manner for any commercial use. CRISIL has taken due care and caution in computation of the Indices, based on the data obtained from sources, which it considers reliable. However, CRISIL does not guarantee the accuracy, adequacy or completeness of the Indices and is not responsible for any errors or for the results obtained from the use of the Indices. CRISIL especially states that it has no financial liability whatsoever to the users of CRISIL Indices.

Compound annual growth rate (CAGR) is rounded to nearest 0.1%

"The marks "PNB" and "MetLife" are the registered trademarks of Punjab National Bank and Metropolitan Life Insurance Company, respectively. PNB MetLife India Insurance Company Limited is a licensed user of these marks"

**BEWARE OF SPURIOUS / FRAUD PHONE CALLS!**

- IRDAI is not involved in activities like selling insurance policies, announcing bonus or investment of premiums. Public receiving such phone calls are requested to lodge a police complaint.