



Milkar life aage badhaein



Met Invest

Gratuity Fund Monthly Fund Performance

July 2020 Edition



Month gone by - A snapshot

The month of July saw further improvement in market sentiments, as economic activities continued to revive globally. Recovery in China has been quite robust. Global policymakers continue to provide stimulus support, with EU agreeing to a jointly funded stimulus programme. The United States is considering providing additional fiscal support. Continuing progress towards producing a successful Covid-19 vaccine has counterbalanced concerns over spread of the pandemic.

India, along with other emerging markets, continues to see inflows. MSCI India index rose by 10%, outperforming MSCI Emerging Market index increase of 8%, and MSCI Developed Market index increase of 5%. INR appreciated marginally versus USD in July.

Economy continues to unlock

Highlighting the normalization of economic activity, electricity generation in July 2020 has recovered almost to July 2019 level. Normal monsoon rainfall has enabled a significant expansion in 'kharif' sowings compared to last year. This augurs well for the rural economy. The central government spending continues to provide support to the economy, notwithstanding fiscal concerns. Banks have witnessed a decline in borrowers opting for 'moratorium' on loan repayments, thereby indicating improvement in repayment capability of retail and small borrowers.

Monetary policy support to continue: Globally central banks continue to provide monetary policy support. The Fed has indicated that it will continue with its extraordinary support for the economy. Despite an increase in inflation, we expect RBI to support economic growth and maintain an accommodative monetary policy stance. Foreign institutional investors (FIIs) sold US\$ 329mn in Indian debt markets in July. The new 10-year Indian Government Bond has been issued at a yield of 5.77%.

Outlook: In the upcoming policy, we expect RBI to announce measures which support growth and enable benign financial conditions for the economy. Therefore, despite an expansion in the government's fiscal deficit, interest rates in India are expected to remain soft.

Economic activity supports equity markets: Global equity markets continue to remain buoyant supported by better-than-expected earnings and benign liquidity conditions in financial markets. Low interest rates seem to be supporting above-average market valuations. Indian equity markets gained 9% during the month, as policymakers and governments took steps to gradually 'unlock' the economy.

The Information Technology and Pharmaceutical sectors have outperformed due to better than expected results and minimal impact on demand owing to globally diversified operations. The automobile sector reflected pent-up domestic demand post reopening of the economy. FII inflow into equity markets in July was US\$ 1.3bn; Domestic institutional investors (DIIs) sold equities worth US\$ 134mn.

Outlook: Despite efforts to revive economic activity globally, concerns over spread of Covid-19 infections continue to persist. This can lead to volatility in markets. India continues to see revival in economic activity, which has led to improvement in market sentiments. We remain positive on equities from a medium to long term perspective.

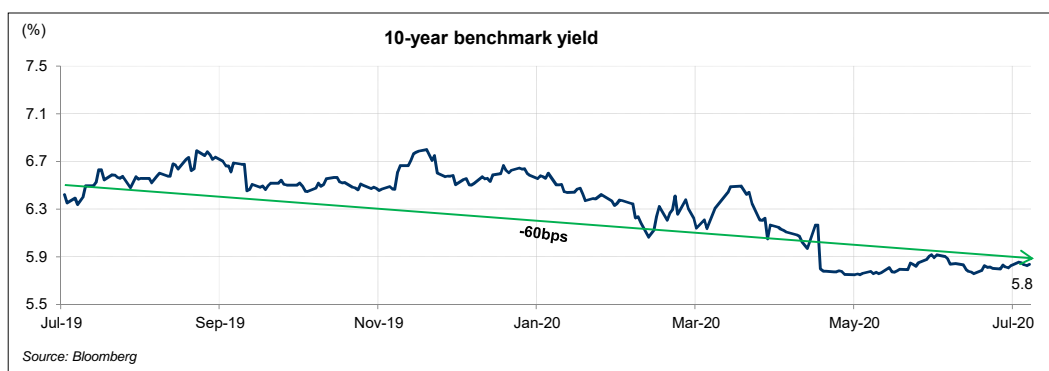
Sanjay Kumar

Chief Investment Officer

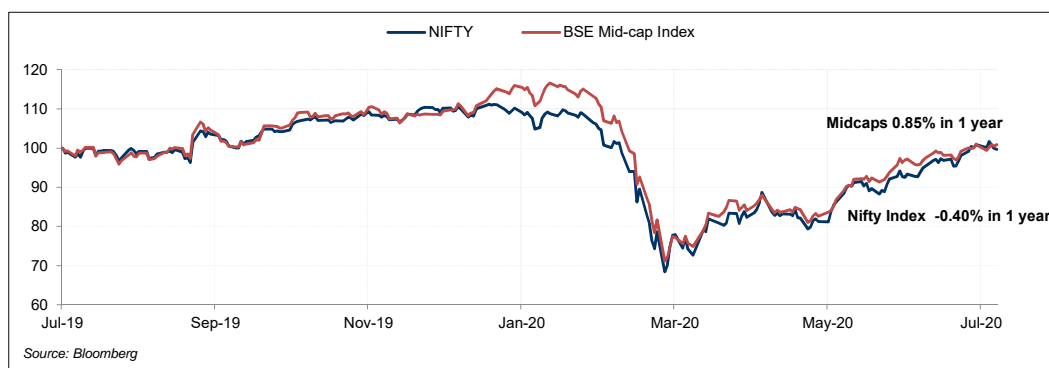
Indicators	Jul 2019	Apr 2020	Jul 2020	QoQ Change	YoY Change
Economic indicators					
Consumer Price Index (CPI) Inflation (%)	3.2	5.8	6.1	0.3	2.9
Gross Domestic Product (GDP Growth) %	5.7	4.1	3.1	-1.0	-2.6
Index of Industrial Production (IIP) (%)	4.5	5.2	-34.7	-39.9	-39.2
Brent crude oil (USD/barrel)	65	25	43	71%	-34%
Domestic Markets					
Nifty Index	11,118	9,860	11,073	12%	0%
BSE Mid-cap Index	13,643	12,013	13,759	15%	1%
10-year G-Sec Yield (%)	6.4	6.1	5.8	-30 bps	-60 bps
30-year G-Sec Yield (%)	6.8	6.9	6.4	-50 bps	-40 bps
10-year AAA PSU Corporate Bond Yield (%)	7.4	7.3	6.4	-90 bps	-100 bps
Exchange rate (USD/INR) *	68.8	75.1	74.8	0%	9%
Global Markets					
Dow Jones (U.S.)	26,864	24,346	26,428	9%	-2%
FTSE (U.K.)	7,587	5,901	5,898	0%	-22%
Nikkei 225 (Japan)	21,522	20,194	21,710	8%	1%

Source: Central Statistics Organisation (CSO), RBI, Bloomberg. *Negative growth number signals depreciation while positive growth number signals appreciation.

10-year government bond yield trend



Equity Market performance





FUND PERFORMANCE



MARKET OVERVIEW

FUND CATEGORY

Balanced

Gratuity Balanced Fund

Debt

Gratuity Debt Fund

LEADING THE WAY

PNB MetLife **Virtue II** fund is one of the finest funds in the Insurance Industry



Two of the large-cap funds (**Virtue II & Virtue**) managed by PNB MetLife have ranked amongst the Top 10 funds in the Insurance Large Cap category by Morningstar, a leading independent investment research organization.

- 'Virtue II fund' has been *ranked 1st and 'Virtue fund' ranked 9th respectively from a universe of 153 funds.
- 'Virtue II fund' has given exceptional returns over long term as well and placed in the 1st quartile (Top 25% funds) over 5 and 10 years.
- 'Virtue II fund' and 'Virtue fund' are **rated 5 star on an overall basis.

Know More

June 2020	5 year (CAGR)			3 year (CAGR)			1 year	
	Portfolio	Morningstar category median returns	Morningstar Rating	Portfolio	Morningstar category median returns	Morningstar Rating	Portfolio	Morningstar category median returns
Equity								
Virtue II	6.6%	4.2%	***** (5 Star)	5.9%	1.7%	***** (5 Star)	0.7%	-11.3%
Virtue	5.4%	4.2%	***** (5 Star)	5.1%	1.7%	***** (5 Star)	0.3%	-11.3%

*The ranking of the Funds is as of June 30, 2020 *The ranking is basis the 3 year returns achieved by the fund **The rating of the fund is as of May 31, 2020
Source Website : www.morningstar.in

Morningstar Rating is based on Morningstar Risk-Adjusted Return (MRAR) framework. MRAR is a measure of fund's past performance after adjusting for risk. Detailed methodology is available at this link :- https://www.morningstar.com/content/dam/marketing/shared/research/methodology/171945_Morningstar_Rating_for_Funds_Methodology.pdf?cid=RED_EOL0001

Morningstar, Inc. is a leading provider of independent investment research in North America, Europe, Australia, and Asia. The Company offers an extensive line of products and services for individual investors, financial advisors, asset managers, Insurers, retirement plan providers and sponsors, and institutional investors in the debt and private capital markets. Morningstar provides data and research insights on a wide range of investment offerings, including managed investment products, publicly listed companies, private capital markets, debt securities, and real-time global market data. The Company has operations in 27 countries. For more information, visit www.morningstar.com/company.

© 2020 Morningstar. All rights reserved. The Morningstar name is a registered trademark of Morningstar, Inc. in India and other jurisdictions. The information contained here: (1) includes the proprietary information of Morningstar, Inc. and its affiliates, including, without limitation, Morningstar India Private Limited ("Morningstar"); (2) may not be copied, redistributed or used, by any means, in whole or in part, without the prior, written consent of Morningstar; (3) is not warranted to be complete, accurate or timely; and (4) may be drawn from data published on various dates and procured from various sources and (4) shall not be construed as an offer to buy or sell any security or other investment vehicle. Neither Morningstar, Inc. nor any of its affiliates (including, without limitation, Morningstar) nor any of their officers, directors, employees, associates or agents shall be responsible or liable for any trading decisions, damages or other losses resulting directly or indirectly from the information.

PNB MetLife India Insurance Company Limited
Registered office: Unit No. 701, 702 & 703, 7th Floor, West Wing, Raheja Towers, 26/27 M G Road, Bangalore -560001, Karnataka, IRDA of India Registration number 117, CI No. U66010KA2001PLC028883. The linked insurance products do not offer any liquidity during first five years of the contract. The policyholder will not be able to surrender/ withdraw the monies invested in linked insurance products completely or partially till the end of fifth Year. SFIN no. Virtue II : ULIF01215/12/09VIRTUE2FND117. SFIN no. Virtue : ULIF00719/02/08VIRTUEFUND117. For more details on risk factors, term and conditions please read sales brochure carefully before concluding a sale. The marks "PNB" and "MetLife" are registered trademarks of Punjab National Bank and Metropolitan Life Insurance Company, respectively. PNB MetLife India Insurance Company Limited is a licensed user of these marks. Call us Toll-free at 1-800-425-6969, Website: www.pnbmetlife.com Email: indiaservice@pnbmetlife.co.in or write to us at 1st Floor, Techniplex -1, Techniplex Complex, Off Veer Savarkar Flyover, Goregaon (West), Mumbai - 400062. Phone: +91-22-41790000, Fax: +91-22-41790203. AD-F/2020-21/00204.

BEWARE OF SPURIOUS PHONE CALLS AND FICTITIOUS / FRAUDULENT OFFERS!
IRDAI is not involved in activities like selling policies, announcing bonus or investment of premiums. Public receiving such phone calls are requested to lodge a police complaint.

Gratuity Balanced

SFIN No: ULGF00205/06/04GRBALANCE117

Investment Objective: To generate capital appreciation and current income, through a judicious mix of investments in equities and fixed income securities.

Investment Philosophy: The fund will target 30% investments in Equities and 70% investments in Government & other debt securities to meet the stated objectives.

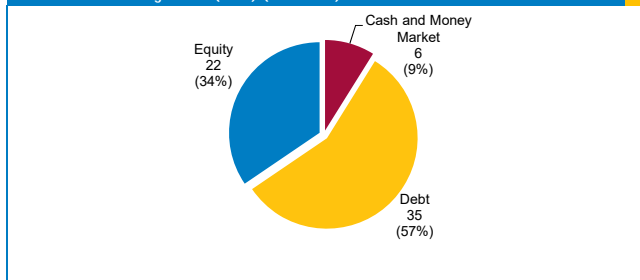
Portfolio Return As on July 31, 2020

Returns	Absolute Return		CAGR Return			
	Last 1 Month	Last 6 Months	Last 1 Year	Last 2 Years	Last 3 Years	Since Inception
Portfolio return	3.7%	3.5%	5.4%	6.3%	5.8%	8.6%
Benchmark*	3.2%	3.8%	8.5%	8.6%	7.1%	8.6%

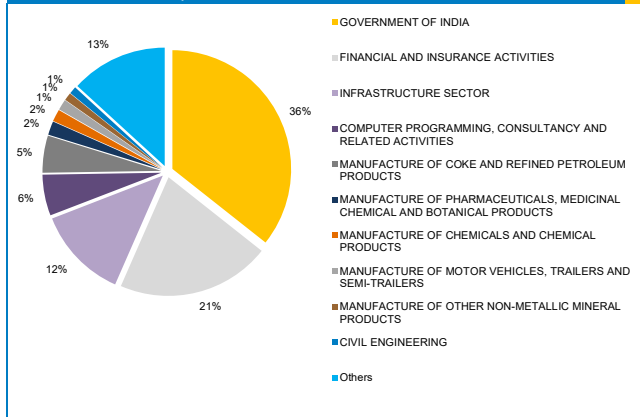
Note: Past returns are not indicative of future performance.

* Benchmark return has been computed by applying benchmark weightages on Nifty 50 for Equity and CRISIL Composite Bond Fund Index for Debt

Asset Under Management (AUM) (Rs crores)

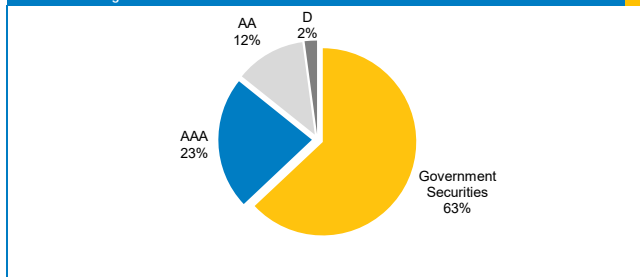


Sector Allocation (As per NIC Classification**)

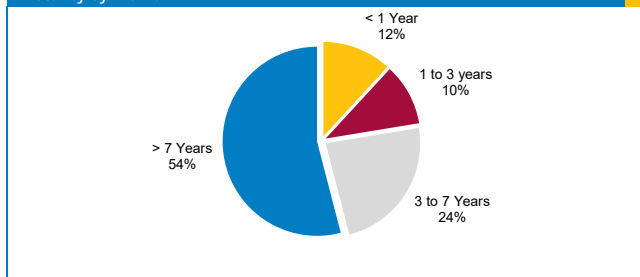


**NIC Classification – Industrial sectors as defined under National Industrial Classification 2008

Credit Rating Profile



Maturity by Profile



Fund Details

Fund Manager	Funds managed by the Fund Manager
Deb Bhattacharya	Equity - 2 Debt - 8 Balanced -6
AUM as on 31-07-2020	NAV as on 31-07-2020
Rs. 62 crore	Rs. 24.8754
	Modified Duration (Debt and Money Market)
	5.9

Asset Classes

Asset Class	F&U	Actual
Government and other Debt Securities	25-95%	56.6%
Equities	5-35%	34.5%
Money Market and other liquid assets	0-40%	8.9%

Portfolio Components

Security	Rating	Net Assets
GOVERNMENT SECURITIES		
7.26% GOI 2029	Sovereign	9.5%
8.13% GOI 2045	Sovereign	5.8%
8.25% SDL 2026	Sovereign	5.3%
7.72% GOI 2055	Sovereign	3.8%
7.73% GOI 2034	Sovereign	3.2%
7.57% GOI 2033	Sovereign	2.7%
7.16% GOI 2050	Sovereign	2.6%
8.96% SDL 2035	Sovereign	2.0%
7.16% GOI 2023	Sovereign	0.8%
TOTAL		35.7%
CORPORATE BONDS		
INDIABULLS HOUSING FINANCE LTD	AA	6.9%
L&T INFRA DEBT FUND LTD	AAA	5.9%
N T P C LTD.	AAA	3.4%
SUNDARAM FINANCE LTD	AAA	1.8%
POWER FINANCE CORPN. LTD.	AAA	1.7%
DEWAN HOUSING FINANCE CORPN. LTD.	D	1.2%
TOTAL		21.0%
TOP 10 EQUITY SECURITIES		
RELIANCE INDUSTRIES LTD.		4.8%
H D F C BANK LTD.		3.2%
INFOSYS LTD.		3.0%
HOUSING DEVELOPMENT FINANCE CORPN. LTD.		2.3%
TATA CONSULTANCY SERVICES LTD.		1.7%
I C I C I BANK LTD.		1.6%
KOTAK MAHINDRA BANK LTD.		1.1%
LARSEN & TOUBRO LTD.		1.0%
HINDUSTAN UNILEVER LTD.		1.0%
I T C LTD.		0.9%
Others		13.9%
TOTAL		34.5%
CASH AND MONEY MARKET		8.9%
PORTFOLIO TOTAL		100.0%

NAV Movement



Date of Inception: July 07, 2009

Gratuity Debt

SFIN No: ULGF00105/06/04GRADEBTFND117

Investment Objective: To earn regular income by investing in high quality fixed income securities.

Investment Philosophy: The fund would target 100% investments in Government & other debt securities to meet the stated objectives.

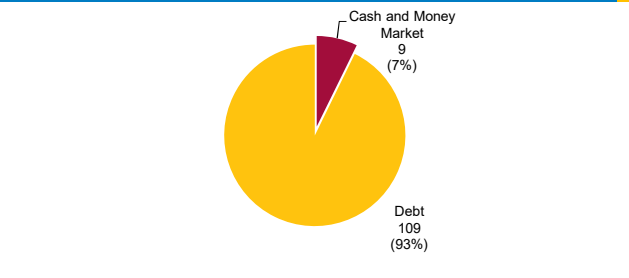
Portfolio Return As on July 31, 2020

Returns	Absolute Return		CAGR Return			
	Last 1 Month	Last 6 Months	Last 1 Year	Last 2 Years	Last 3 Years	Since Inception
Portfolio return	1.7%	7.3%	5.3%	7.0%	4.9%	8.0%
Benchmark*	1.4%	8.7%	12.3%	12.5%	8.7%	9.0%

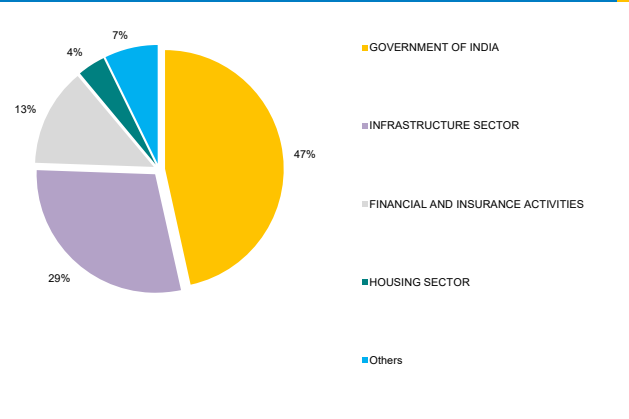
Note: Past returns are not indicative of future performance.

* Benchmark return has been computed by applying benchmark weightages on CRISIL Composite Bond Fund Index

Asset Under Management (AUM) (Rs crores)

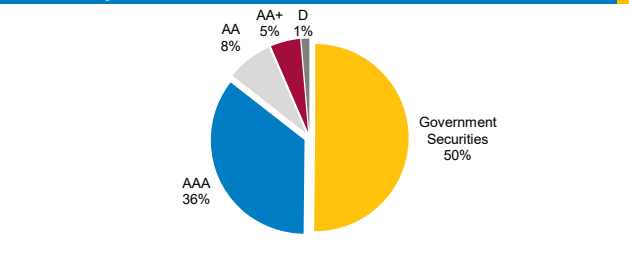


Sector Allocation (As per NIC Classification**)

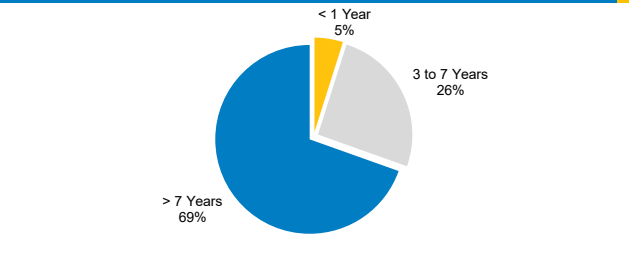


**NIC Classification – Industrial sectors as defined under National Industrial Classification 2008

Credit Rating Profile



Maturity by Profile



Fund Details

Fund Manager Deb Bhattacharya	Funds managed by the Fund Manager Equity - 2 Debt - 8 Balanced -6	
AUM as on 31-07-2020 Rs. 118 crore	NAV as on 31-07-2020 Rs. 21.0232	Modified Duration (Debt and Money Market) 6.1

Asset Classes F&U Actual

Government and other Debt Securities	60-100%	92.7%
Money Market and other liquid assets	0-40%	7.3%

Portfolio Components

Security	Rating	Net Assets
TOP 10 GOVERNMENT SECURITIES		
8.96% SDL 2035	Sovereign	12.6%
7.26% GOI 2029	Sovereign	9.2%
7.57% GOI 2033	Sovereign	5.4%
7.2% SDL 2027	Sovereign	4.5%
7.72% GOI 2055	Sovereign	4.0%
8.83% GOI 2041	Sovereign	2.7%
7.69% GOI 2043	Sovereign	2.4%
7.59% GOI 2026	Sovereign	2.3%
7.06% GOI 2046	Sovereign	1.8%
8.4% GOI 2024	Sovereign	1.4%
Others		0.1%
TOTAL		46.5%

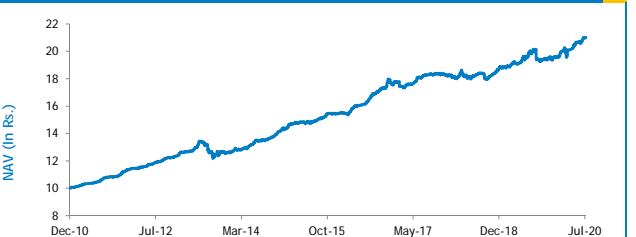
TOP 10 CORPORATE BONDS

Security	Rating	Net Assets
POWER GRID CORPN. OF INDIA LTD.	AAA	5.4%
L&T INFRA DEBT FUND LTD	AAA	4.8%
N H P C LTD.	AAA	4.8%
SHRIRAM TRANSPORT FINANCE CO. LTD.	AA+	4.8%
INDIABULLS HOUSING FINANCE LTD	AA	4.5%
POWER FINANCE CORPN. LTD.	AAA	4.0%
INDIAN RAILWAY FINANCE CORPN. LTD.	AAA	3.9%
HOUSING DEVELOPMENT FINANCE CORPN. LTD.	AAA	3.8%
SIKKA PORTS & TERMINALS LTD.	AAA	2.8%
IDFC BANK LIMITED	AA	2.8%
Others		4.6%
TOTAL		46.2%

CASH AND MONEY MARKET 7.3%

PORTFOLIO TOTAL 100.0%

NAV Movement



Date of Inception: December 20, 2010

Quantitative Indicators

- **Standard Deviation (SD)** - It shows how much the variation or dispersion of a fund's daily returns has from its average. Lesser SD indicates that the daily returns are moving closer to the average. A higher SD indicates that daily returns are widely spread over a large range of value.
- **Beta** - It indicates how the fund is performing relative to its benchmark. If beta of a fund is higher than its benchmark, which is considered 1, it indicates risk-return trade-off is better and vice-versa.
- **Sharpe Ratio** - It measures the risk-reward ratio as it indicates whether higher returns come with higher or lower risk. Greater the ratio, better is the risk-adjusted performance.
- **Average Maturity** - It is the weighted average period of all the maturities of debt securities in the portfolio.
- **Modified Duration (MD)** - It is the measurable change in the value of a security in response to a change in interest rates.
- **Bond yield** - Bond yield is the amount of return an investor realizes on a bond. Several types of bond yields exist, including nominal yield (interest paid divided by the face value of the bond) and current yield (annual earnings of the bond divided by its current market price). Yield to maturity (YTM), a popular measure where in addition to coupon return it also additionally incorporates price decline/increase to face value of the bond over the maturity period.

Macroeconomic Indicators

- **Macroeconomics** - Macroeconomics is the branch of economics that studies the behavior and performance of an economy as a whole. It focuses on the aggregate changes in the economy such as unemployment, growth rate, gross domestic product and inflation. Macroeconomics analyzes all aggregate indicators that influence the economy. Government and corporations use macroeconomic models to help in formulating of economic policies and strategies.
- **Gross Domestic Product (GDP)** - GDP is one of the primary indicators used to gauge the health of a country's economy. It represents the total value of all goods and services produced over a specific time period. It can be stated in real terms or nominal terms (which includes inflation).
- **Gross value added (GVA)** - GVA is a productivity metric that measures the contribution to an economy, producer, sector or region. Gross value added provides a value for the amount of goods and services that have been produced, less the cost of all inputs and raw materials that are directly attributable to that production.
- **Index of Industrial Production (IIP)** - The index represents the production growth of various sectors in India. The index focuses on mining, electricity and manufacturing. The ongoing base year for calculation of index is 2004-2005.
- **HSBC Purchasers Managers' Index (PMI)** - Three types of indices - Manufacturing, Services and Composite Index are published on a monthly basis after surveys of private sector companies. An index reading above 50 indicates an overall increase in that variable, while below 50 shows an overall decrease.
- **Inflation** - Inflation measures the change in the prices of a basket of goods and services in a year. From a calculation standpoint, it is the percentage change in the value of the Wholesale Price Index (WPI) / Consumer Price Index (CPI) on a year-on-year basis. It occurs due to an imbalance between demand and supply, changes in production and distribution cost or increase in taxes on products. When economy experiences inflation, i.e. when the price level of goods and services rises, the value of currency reduces.

Macroeconomic Indicators

- **Nominal interest rate** - Nominal interest rate is the interest rate that does not take inflation impact into account. It is the interest rate that is quoted on bonds and loans.
- **Real interest rate** - Real interest rate adjusts for the inflation and gives the real rate of a bond or a loan.
- **Monetary Policy** - Monetary policy is the macroeconomic policy laid down by the Central bank. It involves management of money supply and interest rates to achieve macroeconomic objectives like inflation, consumption, growth and liquidity. Depending on growth-inflation dynamics, the central bank can either pursue an easy or a tight monetary policy. An expansionary/easy/ accommodative monetary policy involves expansion of money supply, mainly by keeping interest rates low, to boost economic growth. A contractionary/tight monetary policy involves reduction in money supply to control inflation in the economy.
- **Liquidity** - The Central bank of a country has to maintain an appropriate level of liquidity to help meet the credit demand of the country as well as maintain price stability. This is done by way of direct monetary policy tools such as policy rates and cash reserves to be maintained with it by banks. It is also done by indirect means such as Open market Operations (OMO) which involve sale and purchase of Government securities.
- **Fiscal Deficit** - This takes place when India's expenditure rises than its revenue. To fill this gap, the Government raises debt by issuing Government/ sovereign bonds. Fiscal deficit is usually compared with GDP to understand the financial position of the country. Rising fiscal deficit to GDP ratio is not good for the country, which requires immediate attention to cut expenditure and/or increase the source of revenue.
- **Current Account Deficit (CAD)** - Current account deficit is a measurement of a country's trade where the value of imports of goods and services as well as net investment income or transfer from abroad is greater than the value of exports of goods and services for a country. This indicates that the country is a net debtor of foreign currency, which increases the pressure on the country's existing foreign currency reserves. Current account surplus is the opposite of this.
- **Investment** - In private investment, the funds come from a private, for-profit business. A few examples of private investment are a private company's manufacturing plant, a commercial office building, or a shopping mall. In public investment, the money exchanged comes from a governmental entity such as a city, state, country, etc. It would involve roads, airports, dams and other public infrastructure.

Market Indices

- **Nifty 50 Index** - It is a well diversified 50 stock index accounting for 22 sectors of the economy. It is used for a variety of purposes such as benchmarking fund portfolios, index based derivatives and index funds.
- **CRISIL Composite Bond Fund Index** - It seeks to track the performance of a debt portfolio that includes government securities and AAA/AA rated corporate bonds.

Fixed Income Indicators

- **Repo Rate** - The rate at which the RBI lends money to commercial banks is called repo rate. It is an instrument of monetary policy. Whenever shortage of funds banks has, they can borrow from the RBI.
- **Cash Reserve Ratio (CRR)** - CRR is the amount of funds which the banks need to keep with the RBI. If the RBI decides to increase the CRR, the available amount with the banks comes down. The RBI uses the CRR to drain out excessive money from the system.

Fixed Income Indicators

- **Marginal Standing Facility (MSF)** - It is a rate at which the RBI provides overnight lending to commercial banks over and above the repo window (repo rate). The interest rate charged is higher than the repo rate and hence it is used when there is considerable shortfall in liquidity.
- **Statutory Liquidity ratio (SLR)** - In India, commercial banks are required to maintain a certain percentage of their total deposits (net demand and time liabilities) in notified Government securities to ensure safety and liquidity of deposits. This percentage is known as the SLR rate. If the RBI or Central Bank reduces the SLR rate, it means that higher liquidity will be available to banks for their lending activity and vice-versa.

Others

- **Goods and Services Tax (GST)** - The GST is one of the biggest indirect tax reforms, with an aim to make India one unified common market. It is a single tax on the supply of goods and services, right from the manufacturer to the consumer. Credits of input taxes paid at each stage will be available in the subsequent stage of value addition, which makes GST essentially a tax only on value addition at each stage. The final consumer will thus bear only the GST charged by the last dealer in the supply chain, with set-off benefits at all the previous stages.
- **Foreign institutional investors (FIIs)** - FIIs are those institutional investors who invest in the assets belonging to a different country other than that where these organizations are based. These are the big companies such as investment banks, mutual funds etc, which invest considerable amount of money in Indian equity and fixed income markets, and consequently have a strong bearing on the respective market movement and currency.
- **Domestic institutional investors (DIIs)**- DIIs are those institutional investors who undertake investment in securities and other financial assets of the country they are based in. Institutional investment is defined to be the investment done by institutions or organizations such as banks, insurance companies, and mutual fund houses in the financial or real assets of a country.
- **Emerging market (EM) economy**- An emerging market economy describes a nation's economy that is progressing toward becoming more advanced, usually by means of rapid growth and industrialization. These countries experience an expanding role both in the world economy and on the political frontier.
- **Organization of the Petroleum Exporting Countries (OPEC)**- The OPEC was formed in 1960 to unify and coordinate members' petroleum policies. This was aimed at ensuring the stability of oil markets in order to secure an efficient, economic, and regular supply of petroleum to customers as well as a steady income to producers with a fair return. Members of OPEC include Iran, Iraq, Syria, Kuwait, Saudi Arabia, Bahrain, Qatar, the United Arab Emirates (or UAE), Oman, and Yemen. The OPEC countries produce 40% of the world's crude oil.
- **Federal Open Market Committee (FOMC)**- The FOMC is the monetary policymaking body of the Federal Reserve System. The FOMC is composed of 12 members - seven members of the Board of Governors and five of the 12 Reserve Bank presidents.
- **International Monetary Fund (IMF)**- The IMF, formed in 1945, is an international organization of 189 countries, headquartered in Washington, D.C. The key objectives include fostering global monetary cooperation, securing financial stability, facilitating international trade, promoting high employment and sustainable economic growth, and reducing poverty around the world.

About Us



PNB MetLife India Insurance Company Limited (PNB MetLife) is one of the fastest growing life insurance companies in the country, having as its shareholders, MetLife International Holdings LLC. (MIHL), Punjab National Bank Limited (PNB), Jammu & Kashmir Bank Limited (JKB), M. Pallonji and Company Private Limited and other private investors, with MIHL and PNB being the majority shareholders. PNB MetLife has been present in India since 2001.

PNB MetLife brings together the financial strength of a leading global life insurance provider, MetLife, Inc., and the credibility and reliability of PNB, one of India's oldest and leading nationalised banks. The vast distribution reach of PNB together with the global insurance expertise and product range of MetLife makes PNB MetLife a strong and trusted insurance provider.

PNB MetLife is present in over 109 locations across the country and serves customers in more than 8,000 locations through its bank partnerships with PNB, JKB and Karnataka Bank Limited.

PNB MetLife provides a wide range of protection and retirement products through its Agency sales of over 6,000 financial advisors and multiple bank partners, and provides access to Employee Benefit plans for over 1,200 corporate clients in India. The company continues to be consistently profitable and has declared profits for last five Financial Years.

For more information, visit www.pnbmetlife.com

Contact Us

Customer Helpline No.	1800-425-6969 (Toll Free) (Within India only)
	IVR available 24*7 with your policy details
Email	indiaservice@pnbmetlife.co.in

SMS **HELP** to **5607071**
(Special SMS Charges Apply)

PNB MetLife India Insurance Company Limited

Registered office address: Unit No. 701, 702 & 703, 7th Floor, West Wing,
Raheja Towers, 26/27 M G Road, Bangalore-560001, Karnataka.

IRDAI Registration number 117
CI No: U66010KA2001PLC028883

For more details on risk factors, terms and conditions, please read product sales brochure carefully before concluding a sale.

Unit-Linked Life Insurance products are different from the traditional insurance products and are subject to the risk factors.

The premium paid in Unit-Linked Life Insurance Policies are subject to investment risks associated with capital markets and the NAVs of the Units may go up or down based on the performance of Fund and factors influencing the capital market and the insured is responsible for his/her decisions.

The name of the Insurance Company (PNB MetLife India Insurance Company Limited) and the name of the Unit-Linked Life Insurance contract does not in any way indicate the quality of the contract, its future prospects or returns.

Please know the associated risks and the applicable charges, from your Insurance agent or the Intermediary or the Policy Document.

The various Funds offered are the names of the Funds and do not in any way indicate the quality of these plans, their future prospects and returns. The Unit-Linked Funds don't offer a guaranteed or assured return.

The premium shall be adjusted on the due date even if it has been received in advance.

The fund update provided by PNB MetLife India Insurance Company Limited ("PNB MetLife") is for general informational purposes only. This information is not intended as investment advice, or as an endorsement, recommendation or sponsorship of any company, security, or fund. The opinions and analyses included in the information are based from sources believed to be reliable and written in good faith, but no representation or warranty, expressed or implied is made as to their accuracy, completeness or correctness. PNB MetLife cannot and do not assess or guarantee the suitability or profitability of any particular investment, or the potential value of any investment or informational source. You should seek the advice of a qualified securities professional before making any investment. The information contained herein does not suggest or imply and should not be construed, in any manner, a guarantee of future performance. Past performance does not guarantee future results.

"The products on Nifty 50 Index is not sponsored, endorsed, sold or promoted by India Index Services & Products Limited (IISL). IISL does not make and expressly disclaims any representation or warranty, express or implied (including warranties of merchantability or fitness for particular purpose or use) regarding the advisability of investing in the products linked to Nifty 50 Index or particularly in the ability of the Nifty 50 Index to track general stock market performance in India. Please read the full Disclaimers in relation to the Nifty 50 Index in the Offer Document / Prospectus / Information Statement".

Indices provided by CRISIL: CRISIL Indices are the sole property of CRISIL Limited (CRISIL). CRISIL Indices shall not be copied, retransmitted or redistributed in any manner for any commercial use. CRISIL has taken due care and caution in computation of the Indices, based on the data obtained from sources, which it considers reliable. However, CRISIL does not guarantee the accuracy, adequacy or completeness of the Indices and is not responsible for any errors or for the results obtained from the use of the Indices. CRISIL especially states that it has no financial liability whatsoever to the users of CRISIL Indices.

Compound annual growth rate (CAGR) is rounded to nearest 0.1%

"The marks "PNB" and "MetLife" are the registered trademarks of Punjab National Bank and Metropolitan Life Insurance Company, respectively. PNB MetLife India Insurance Company Limited is a licensed user of these marks".

Call us Toll-free at 1-800-425-6969, Website: www.pnbmetlife.com, Email: indiaservice@pnbmetlife.co.in. or write to us at 1st Floor, Techniplex -1, Techniplex Complex, Off Veer Savarkar Flyover, Goregaon (West), Mumbai - 400062. Phone: +91-22-41790000, Fax: +91-22-41790203. AD-F/2020-21/00212.

BEWARE OF SPURIOUS PHONE CALLS AND FICTITIOUS /FRAUDULENT OFFERS!

- IRDAI is not involved in activities like selling insurance policies, announcing bonus or investment of premiums. Public receiving such phone calls are requested to lodge a police complaint.